

## FOOD SECURITY: The governments of the world agreed on...






"The Committee affirms that the right to adequate food is indivisibly linked to the inherent dignity of the human person and is indispensable for the fulfilment of other human rights... The right to adequate food is realized when every man, woman and child, alone or in community with others, has physical and economic access at all times to adequate food or means for its procurement."

International Covenant on Economic, Social and Cultural Rights,  
General Comment 12 on the Right to Adequate Food.1999.

"We consider it intolerable that more than 800 million people throughout the world, and particularly in developing countries, do not have enough food to meet their basic nutritional needs."

World Food Summit Plan of Action. Rome, 1996.

|                                      | UNDERNOURISHMENT (% OF TOTAL POPULATION) |               |                        | LOW BIRTH WEIGHT  |                         |                        | UNDER 5 CHILDREN MALNUTRITION (WEIGHT FOR AGE) |                         |                        |
|--------------------------------------|--|---------------|------------------------|-------------------|-------------------------|------------------------|--|-------------------------|------------------------|
|                                      | 1990/1992 (%)                            | 1998/2000 (%) | Progress or regression | Initial data (%)  | Last available data (%) | Progress or regression | Initial data (%)                               | Last available data (%) | Progress or regression |
| <b>Countries in better situation</b> |  |               |                        |                   |                         |                        |  |                         |                        |
| Albania                              |  | 8.0           |                        | 6.5 <sup>F</sup>  | 5 <sup>D</sup>          |                        |  | 14 <sup>P</sup>         |                        |
| Algeria                              | 5.0                                      | 6.0           |                        | 9.0 <sup>D</sup>  | 7 <sup>P</sup>          |                        | 9.2 <sup>H</sup>                               | 6 <sup>P</sup>          | →                      |
| Argentina                            | 2.5                                      | 2.5           |                        | 5.9 <sup>H</sup>  | 7 <sup>D</sup>          |                        | 1.9 <sup>J</sup>                               | 5 <sup>L</sup>          | ←                      |
| Belarus                              |  | 2.5           |                        | 4.2 <sup>F</sup>  | 5 <sup>D</sup>          |                        |  |                         |                        |
| Belice                               |  |               |                        | 0.3 <sup>K</sup>  | 4 <sup>D</sup>          | ←                      |  | 6 <sup>H</sup>          |                        |
| Bosnia and Herzegovina               |  | 6.0           |                        |                   | 4 <sup>P</sup>          |                        |  | 4 <sup>P</sup>          |                        |
| Brazil                               | 13.0                                     | 10.0          | →                      | 12.0 <sup>E</sup> | 9 <sup>L</sup>          | →                      | 7.0 <sup>E</sup>                               | 6 <sup>L</sup>          |                        |
| Chile                                | 8.0                                      | 4.0           | →                      | 5.2 <sup>I</sup>  | 5 <sup>N</sup>          |                        | 1.6 <sup>I</sup>                               | 1 <sup>O</sup>          |                        |
| China                                | 16.0                                     | 9.0           | →                      | 6.0 <sup>G</sup>  | 6 <sup>N</sup>          |                        | 17.4 <sup>H</sup>                              | 10 <sup>P</sup>         | →                      |
| Colombia                             | 17.0                                     | 13.0          | →                      | 8.0 <sup>D</sup>  | 7 <sup>P</sup>          |                        | 10.1 <sup>E</sup>                              | 7 <sup>P</sup>          | →                      |
| Costa Rica                           | 6.0                                      | 5.0           |                        | 6.3 <sup>G</sup>  | 6 <sup>D</sup>          |                        | 2.8 <sup>F</sup>                               | 5 <sup>L</sup>          | ←                      |
| Croatia                              |  | 18.0          |                        | 6.3 <sup>F</sup>  | 6 <sup>D</sup>          |                        | 0.7 <sup>J</sup>                               | 1 <sup>L</sup>          |                        |
| Cuba                                 | 5.0                                      | 13.0          | ←                      | 7.6 <sup>F</sup>  | 6 <sup>P</sup>          |                        |  | 4 <sup>P</sup>          |                        |
| Czech Republic                       |  | 2.5           |                        | 5.9 <sup>G</sup>  | 6 <sup>D</sup>          |                        |  | 1 <sup>G</sup>          |                        |
| Egypt                                | 5.0                                      | 4.0           |                        | 9.0 <sup>H</sup>  | 10 <sup>P</sup>         |                        | 10.4 <sup>F</sup>                              | 4 <sup>P</sup>          | →                      |
| Estonia                              |  | 2.5           |                        | 4.0 <sup>F</sup>  | 5 <sup>D</sup>          |                        |  |                         |                        |
| Georgia                              |  | 16.0          |                        | 5.0 <sup>F</sup>  | 6 <sup>N</sup>          |                        |  | 3 <sup>O</sup>          |                        |
| Hungary                              |  | 2.5           |                        | 9.3 <sup>F</sup>  | 9 <sup>D</sup>          |                        | 2.2 <sup>D</sup>                               |                         |                        |
| Iran, Islamic Rep.                   | 4.0                                      | 5.0           |                        | 8.0 <sup>G</sup>  | 7 <sup>K</sup>          | →                      | 15.7 <sup>K</sup>                              | 11 <sup>N</sup>         | →                      |
| Jordan                               | 4.0                                      | 6.0           | ←                      | 2.0 <sup>K</sup>  | 10 <sup>M</sup>         | ←                      | 6.4 <sup>F</sup>                               | 5 <sup>M</sup>          |                        |
| Kazakhstan                           |  | 8.0           |                        | 6.5 <sup>J</sup>  | 6 <sup>D</sup>          |                        | 8.3 <sup>K</sup>                               | 4 <sup>O</sup>          | →                      |
| Korea, Rep.                          | 2.5                                      | 2.5           |                        | 4.3 <sup>G</sup>  | 4 <sup>P</sup>          |                        |  |                         |                        |
| Kuwait                               | 22.0                                     | 4.0           | →                      | 3.3 <sup>D</sup>  | 7 <sup>N</sup>          | ←                      |  | 2 <sup>M</sup>          |                        |
| Kyrgyzstan                           |  | 8.0           |                        | 6.0 <sup>I</sup>  | 6 <sup>M</sup>          |                        |  | 11 <sup>M</sup>         |                        |
| Latvia                               |  | 5.0           |                        | 4.9 <sup>H</sup>  | 5 <sup>D</sup>          |                        |  |                         |                        |
| Lebanon                              | 2.5                                      | 3.0           |                        | 9.5 <sup>F</sup>  | 6 <sup>P</sup>          | →                      |  | 3 <sup>L</sup>          |                        |
| Libya                                | 2.5                                      | 2.5           |                        | 4.0 <sup>H</sup>  | 7 <sup>J</sup>          | ←                      |  | 5 <sup>K</sup>          |                        |
| Lithuania                            |  | 3.0           |                        | 4.0 <sup>F</sup>  | 4 <sup>D</sup>          |                        |  |                         |                        |
| Macedonia, FYR                       |  | 4.0           |                        | 7.7 <sup>I</sup>  | 6 <sup>N</sup>          | →                      |  | 6 <sup>D</sup>          |                        |
| Mexico                               | 5.0                                      | 5.0           |                        | 12.0 <sup>D</sup> | 9 <sup>D</sup>          | →                      | 16.6 <sup>E</sup>                              | 8 <sup>D</sup>          | →                      |
| Moldova                              |  | 10.0          |                        | 6.6 <sup>H</sup>  | 7 <sup>D</sup>          |                        |  | 3 <sup>L</sup>          |                        |
| Morocco                              | 6.0                                      | 7.0           |                        |                   | 9 <sup>H</sup>          |                        |  | 10 <sup>H</sup>         |                        |
| Panama                               | 19.0                                     | 18.0          |                        | 8.5 <sup>H</sup>  | 10 <sup>M</sup>         | ←                      | 6.1 <sup>H</sup>                               | 8 <sup>M</sup>          | ←                      |
| Paraguay                             | 18.0                                     | 14.0          | →                      | 8.7 <sup>H</sup>  | 9 <sup>L</sup>          |                        | 3.7 <sup>F</sup>                               | 5 <sup>N</sup>          |                        |
| Peru                                 | 40.0                                     | 11.0          | →                      | 8.0 <sup>H</sup>  | 10 <sup>L</sup>         | ←                      | 10.7 <sup>H</sup>                              | 7 <sup>P</sup>          | →                      |
| Poland                               |  | 2.5           |                        | 8.4 <sup>F</sup>  | 6 <sup>N</sup>          | →                      |  |                         |                        |
| Qatar                                |  |               |                        | 5.0 <sup>C</sup>  | 10 <sup>D</sup>         | ←                      |  | 6 <sup>K</sup>          |                        |
| Romania                              |  | 2.5           |                        | 7.1 <sup>F</sup>  | 9 <sup>D</sup>          |                        |  | 6 <sup>G</sup>          |                        |
| Russian Federation                   |  | 5.0           |                        | 5.3 <sup>F</sup>  | 7 <sup>D</sup>          |                        | 4.2 <sup>I</sup>                               | 3 <sup>K</sup>          | →                      |
| Saudi Arabia                         | 4.0                                      | 3.0           |                        | 8.3 <sup>E</sup>  | 3 <sup>N</sup>          | →                      |  | 14 <sup>L</sup>         |                        |
| Slovakia                             |  | 2.5           |                        | 6.4 <sup>G</sup>  | 7 <sup>D</sup>          |                        |  |                         |                        |
| Slovenia                             |  | 2.5           |                        | 5.6 <sup>G</sup>  | 6 <sup>D</sup>          |                        |  |                         |                        |
| Syrian Arab Republic                 | 5.0                                      | 3.0           | →                      | 11.0 <sup>F</sup> | 6 <sup>P</sup>          | →                      | 12.1 <sup>I</sup>                              | 13 <sup>K</sup>         | ←                      |
| Tunisia                              | 2.5                                      | 2.5           |                        | 9.2 <sup>E</sup>  | 5 <sup>P</sup>          | →                      | 10.3 <sup>D</sup>                              | 4 <sup>P</sup>          | →                      |

 Significant progress  
 Slight progress  
 Stagnant  
 Slight regression  
 Significant regression

Note: A: 1985 data; B: 1986 data; C: 1987 data; D: 1988 data; E: 1989 data; F: 1990 data; G: 1991 data; H: 1992 data; I: 1993 data; J: 1994 data; K: 1995 data; L: 1996 data; M: 1997 data; N: 1998 data; O: 1999 data; P: 2000 data; Q: 1990/98 data; R: 1991/97 data; S: 2001 data.

|                                | UNDERNOURISHMENT (% OF TOTAL POPULATION) |               |                        | LOW BIRTH WEIGHT  |                         |                        | UNDER 5 CHILDREN MALNUTRITION (WEIGHT FOR AGE) |                         |                        |
|--------------------------------|--|---------------|------------------------|-------------------|-------------------------|------------------------|--|-------------------------|------------------------|
|                                | 1990/1992 (%)                            | 1998/2000 (%) | Progress or regression | Initial data (%)  | Last available data (%) | Progress or regression | Initial data (%)                               | Last available data (%) | Progress or regression |
| Turkey                         | 2.5                                      | 2.5           |                        | 7.0 <sup>D</sup>  | 15 <sup>N</sup>         | ←                      | 10.4 <sup>I</sup>                              | 8 <sup>N</sup>          | →                      |
| Turkmenistan                   |  | 8.0           |                        | 5.2 <sup>H</sup>  | 5 <sup>M</sup>          |                        |  | 12 <sup>P</sup>         |                        |
| Ukraine                        |  | 5.0           |                        | 8.0 <sup>J</sup>  | 6 <sup>O</sup>          | →                      |  | 3 <sup>P</sup>          |                        |
| United Arab Emirates           | 3.0                                      | 2.5           |                        | 6.0 <sup>H</sup>  | 15 <sup>P</sup>         | ←                      |  | 7 <sup>L</sup>          |                        |
| United States of America       |  |               |                        | 7.0 <sup>F</sup>  | 8 <sup>O</sup>          |                        |  | 1 <sup>J</sup>          |                        |
| Uruguay                        | 6.0                                      | 3.0           | →                      | 8.4 <sup>H</sup>  | 8 <sup>P</sup>          |                        | 6.2 <sup>E</sup>                               | 5 <sup>K</sup>          | →                      |
| Venezuela                      | 11.0                                     | 21.0          | ←                      | 16.0 <sup>H</sup> | 6 <sup>P</sup>          | →                      | 7.7 <sup>F</sup>                               | 4 <sup>P</sup>          | →                      |
| <b>Countries above average</b> |  |               |                        |                   |                         |                        |  |                         |                        |
| Armenia                        |  | 46.0          |                        |                   | 8 <sup>O</sup>          |                        |  | 3 <sup>P</sup>          |                        |
| Azerbaijan                     |  | 23.0          |                        | 6.3 <sup>I</sup>  | 10 <sup>P</sup>         | ←                      |  | 17 <sup>P</sup>         |                        |
| Bahrain                        |  |               |                        | 7.3 <sup>I</sup>  | 10 <sup>P</sup>         | ←                      | 7.2 <sup>E</sup>                               | 9 <sup>K</sup>          | ←                      |
| Bolivia                        | 26.0                                     | 23.0          | →                      | 6.0 <sup>H</sup>  | 8 <sup>N</sup>          | ←                      | 11.1 <sup>F</sup>                              | 10 <sup>N</sup>         |                        |
| Bulgaria                       |  | 15.0          |                        | 6.3 <sup>E</sup>  | 9 <sup>O</sup>          | ←                      |  |                         |                        |
| Dominican Republic             | 27.0                                     | 26.0          |                        | 11.0 <sup>G</sup> | 13 <sup>L</sup>         | ←                      | 10.3 <sup>G</sup>                              | 5 <sup>P</sup>          | →                      |
| Ecuador                        | 8.0                                      | 5.0           | →                      | 13.0 <sup>H</sup> | 16 <sup>O</sup>         | ←                      | 16.5 <sup>B</sup>                              | 15 <sup>O</sup>         |                        |
| El Salvador                    | 12.0                                     | 14.0          | ←                      | 7.1 <sup>H</sup>  | 13 <sup>N</sup>         | ←                      | 15.2 <sup>D</sup>                              | 12 <sup>N</sup>         | →                      |
| Fiji                           |  |               |                        | 18.0 <sup>G</sup> | 12 <sup>I</sup>         | →                      |  | 8 <sup>I</sup>          |                        |
| Gabon                          | 11.0                                     | 8.0           | →                      | 7.7 <sup>C</sup>  | 14 <sup>P</sup>         | ←                      |  | 12 <sup>P</sup>         |                        |
| Ghana                          | 35.0                                     | 12.0          | →                      | 17.0 <sup>D</sup> | 9 <sup>N</sup>          | →                      | 30.3 <sup>D</sup>                              | 25 <sup>O</sup>         | →                      |
| Guyana                         | 19.0                                     | 14.0          | →                      | 12.0 <sup>C</sup> | 14 <sup>N</sup>         |                        | 18.3 <sup>I</sup>                              | 12 <sup>M</sup>         | →                      |
| Honduras                       | 23.0                                     | 21.0          | →                      | 9.0 <sup>H</sup>  | 6 <sup>L</sup>          | →                      | 18.0 <sup>H</sup>                              | 17 <sup>S</sup>         |                        |
| Indonesia                      | 9.0                                      | 6.0           | →                      | 8.2 <sup>C</sup>  | 9 <sup>M</sup>          |                        | 39.9 <sup>C</sup>                              | 25 <sup>P</sup>         | →                      |
| Jamaica                        | 14.0                                     | 9.0           | →                      | 4.7 <sup>E</sup>  | 11 <sup>O</sup>         | ←                      | 4.6 <sup>G</sup>                               | 4 <sup>O</sup>          |                        |
| Malaysia                       | 3.0                                      | 2.5           |                        | 6.9 <sup>G</sup>  | 9 <sup>M</sup>          | ←                      | 25.0 <sup>F</sup>                              | 18 <sup>O</sup>         | →                      |
| Mauritius                      | 6.0                                      | 5.0           |                        | 9.0 <sup>D</sup>  | 13 <sup>O</sup>         | ←                      |  | 16 <sup>K</sup>         |                        |
| Mongolia                       | 34.0                                     | 42.0          | ←                      | 4.5 <sup>F</sup>  | 6 <sup>P</sup>          |                        | 12.3 <sup>H</sup>                              | 13 <sup>P</sup>         |                        |
| Nigeria                        | 13.0                                     | 7.0           | →                      | 20.0 <sup>D</sup> | 9 <sup>O</sup>          | →                      | 35.3 <sup>F</sup>                              | 27 <sup>O</sup>         | →                      |
| São Tomé and Príncipe          |  |               |                        | 7.0 <sup>C</sup>  | 7 <sup>P</sup>          |                        | 16.6 <sup>B</sup>                              | 16 <sup>L</sup>         |                        |
| Swaziland                      | 10.0                                     | 12.0          | ←                      | 7.0 <sup>A</sup>  | 9 <sup>P</sup>          |                        |  | 10 <sup>P</sup>         |                        |
| Thailand                       | 28.0                                     | 18.0          | →                      | 18.0 <sup>F</sup> | 7 <sup>P</sup>          | →                      | 25.3 <sup>C</sup>                              | 19 <sup>I</sup>         | →                      |
| Uzbekistan                     |  | 19.0          |                        | 5.5 <sup>H</sup>  | 6 <sup>P</sup>          |                        |  | 19 <sup>L</sup>         |                        |
| <b>Countries below average</b> |  |               |                        |                   |                         |                        |  |                         |                        |
| Benin                          | 19.0                                     | 13.0          | →                      | 9.6 <sup>F</sup>  | 15 <sup>L</sup>         | ←                      | 35.0 <sup>C</sup>                              | 23 <sup>S</sup>         | →                      |
| Bhutan                         |  |               |                        | 15.0 <sup>J</sup> | 15 <sup>O</sup>         |                        | 37.9 <sup>D</sup>                              | 19 <sup>O</sup>         | →                      |
| Botswana                       | 17.0                                     | 25.0          | ←                      | 8.0 <sup>D</sup>  | 11 <sup>K</sup>         | ←                      |  | 13 <sup>P</sup>         |                        |
| Cambodia                       | 43.0                                     | 36.0          | →                      | 18.0 <sup>I</sup> | 9 <sup>P</sup>          | →                      |  | 45 <sup>P</sup>         |                        |
| Cameroon                       | 32.0                                     | 25.0          | →                      | 10.0 <sup>C</sup> | 10 <sup>N</sup>         |                        | 15.1 <sup>G</sup>                              | 22 <sup>N</sup>         | ←                      |
| Cape Verde                     |  |               |                        |                   | 13 <sup>N</sup>         |                        |  | 14 <sup>J</sup>         |                        |
| Congo, Rep.                    | 37.0                                     | 32.0          | →                      |                   |                         |                        | 23.9 <sup>C</sup>                              | 14 <sup>O</sup>         | →                      |
| Côte d'Ivoire                  | 18.0                                     | 15.0          | →                      | 15.0 <sup>C</sup> | 17 <sup>O</sup>         |                        | 12.4 <sup>B</sup>                              | 21 <sup>D</sup>         | ←                      |
| Gambia                         | 21.0                                     | 21.0          |                        | 24.0 <sup>E</sup> | 14 <sup>P</sup>         | →                      |  | 17 <sup>P</sup>         |                        |
| Guatemala                      | 14.0                                     | 25.0          | ←                      | 7.4 <sup>H</sup>  | 12 <sup>O</sup>         | ←                      | 33.2 <sup>C</sup>                              | 24 <sup>D</sup>         | →                      |
| Iraq                           | 7.0                                      | 27.0          | ←                      | 8.0 <sup>G</sup>  | 23 <sup>N</sup>         | ←                      | 11.9 <sup>G</sup>                              | 16 <sup>P</sup>         | ←                      |
| Kenya                          | 47.0                                     | 44.0          | →                      |                   | 9 <sup>N</sup>          |                        | 22.6 <sup>I</sup>                              | 23 <sup>P</sup>         |                        |
| Korea, Dem. Rep.               | 18.0                                     | 34.0          | ←                      |                   | 7 <sup>P</sup>          |                        |  | 28 <sup>P</sup>         |                        |
| Lesotho                        | 27.0                                     | 26.0          |                        | 10.0 <sup>C</sup> | 14 <sup>P</sup>         | ←                      | 15.8 <sup>H</sup>                              | 18 <sup>P</sup>         | ←                      |
| Malawi                         | 49.0                                     | 33.0          | →                      | 20.0 <sup>D</sup> | 13 <sup>H</sup>         | →                      | 27.6 <sup>H</sup>                              | 25 <sup>P</sup>         | →                      |
| Mali                           | 25.0                                     | 20.0          | →                      | 17.0 <sup>D</sup> | 16 <sup>L</sup>         |                        | 30.6 <sup>C</sup>                              | 27 <sup>L</sup>         | →                      |
| Myanmar                        | 10.0                                     | 6.0           | →                      | 14.0 <sup>F</sup> | 16 <sup>L</sup>         | ←                      | 32.4 <sup>F</sup>                              | 36 <sup>P</sup>         | ←                      |
| Namibia                        | 15.0                                     | 9.0           | →                      | 12.0 <sup>F</sup> | 15 <sup>H</sup>         | ←                      |  | 26 <sup>H</sup>         |                        |
| Nicaragua                      | 30.0                                     | 29.0          |                        | 8.0 <sup>H</sup>  | 13 <sup>N</sup>         | ←                      | 11.0 <sup>I</sup>                              | 12 <sup>N</sup>         | ←                      |
| Oman                           |  |               |                        | 8.7 <sup>F</sup>  | 8 <sup>O</sup>          |                        | 24.3 <sup>G</sup>                              | 24 <sup>K</sup>         |                        |
| Papua New Guinea               | 25.0                                     | 27.0          | ←                      | 16.0 <sup>J</sup> | 11 <sup>P</sup>         | →                      |  |                         |                        |
| Senegal                        | 23.0                                     | 25.0          | ←                      | 10.0 <sup>A</sup> | 12 <sup>M</sup>         |                        | 21.6 <sup>H</sup>                              | 18 <sup>P</sup>         | →                      |
| Solomon Islands                |  |               |                        | 20.0 <sup>G</sup> | 13 <sup>P</sup>         | →                      | 21.3 <sup>E</sup>                              | 21 <sup>M</sup>         |                        |
| South Africa                   |  |               |                        |                   | 15 <sup>P</sup>         |                        |  | 9 <sup>K</sup>          |                        |
| St. Vincent and the Grenadines |  |               |                        |                   | 10 <sup>O</sup>         |                        |  | 20 <sup>L</sup>         |                        |

→ Significant progress  
→ Slight progress  
|| Stagnant  
← Slight regression  
← Significant regression

**Note:** A: 1985 data; B: 1986 data; C: 1987 data; D: 1988 data; E: 1989 data; F: 1990 data; G: 1991 data; H: 1992 data; I: 1993 data; J: 1994 data; K: 1995 data; L: 1996 data; M: 1997 data; N: 1998 data; O: 1999 data; P: 2000 data; Q: 1990/98 data; R: 1991/97 data; S: 2001 data.

|   | UNDERNOURISHMENT (% OF TOTAL POPULATION) |               |                        | LOW BIRTH WEIGHT  |                         |                        | UNDER 5 CHILDREN MALNUTRITION (WEIGHT FOR AGE) |                         |                        |
|---|--|---------------|------------------------|-------------------|-------------------------|------------------------|--|-------------------------|------------------------|
|   | 1990/1992 (%)                            | 1998/2000 (%) | Progress or regression | Initial data (%)  | Last available data (%) | Progress or regression | Initial data (%)                               | Last available data (%) | Progress or regression |
| Sudan   | 31.0                                     | 21.0          | →                      | 13.0 <sup>F</sup> | 31 <sup>P</sup>         | ←                      | 33.9 <sup>I</sup>                              | 11 <sup>P</sup>         | →                      |
| Suriname  | 12.0                                     | 11.0          |                        | 13.0 <sup>C</sup> | 11 <sup>P</sup>         |                        |  |                         |                        |
| Togo  | 28.0                                     | 23.0          | →                      | 20.0 <sup>D</sup> | 13 <sup>N</sup>         | →                      | 24.6 <sup>D</sup>                              | 25 <sup>N</sup>         |                        |
| Trinidad and Tobago   | 13.0                                     | 12.0          |                        | 16.0 <sup>G</sup> | 23 <sup>P</sup>         | ←                      | 6.7 <sup>C</sup>                               |                         |                        |
| Uganda  | 23.0                                     | 21.0          | →                      |                   | 13 <sup>K</sup>         |                        | 23.0 <sup>E</sup>                              | 23 <sup>P</sup>         |                        |
| Viet Nam  | 27.0                                     | 18.0          | →                      | 15.0 <sup>E</sup> | 9 <sup>M</sup>          | →                      | 45.0 <sup>E</sup>                              | 34 <sup>P</sup>         | →                      |
| Zimbabwe  | 43.0                                     | 38.0          | →                      | 5.6 <sup>E</sup>  | 10 <sup>D</sup>         | ←                      | 11.5 <sup>D</sup>                              | 13 <sup>O</sup>         |                        |
| <b>Countries in worse situation</b>                           |  |               |                        |                   |                         |                        |  |                         |                        |
| Afghanistan   | 63.0                                     | 70.0          | ←                      | 20.0 <sup>H</sup> |                         |                        |  | 49 <sup>M</sup>         |                        |
| Angola  | 61.0                                     | 50.0          | →                      | 21.0 <sup>C</sup> | 12 <sup>P</sup>         | →                      | 20.0 <sup>E</sup>                              | 41 <sup>L</sup>         | ←                      |
| Bangladesh  | 35.0                                     | 35.0          |                        | 50.0 <sup>C</sup> | 30 <sup>N</sup>         | →                      | 65.8 <sup>F</sup>                              | 48 <sup>P</sup>         | →                      |
| Burkina Faso  | 23.0                                     | 23.0          |                        | 11.0 <sup>C</sup> | 18 <sup>O</sup>         | ←                      | 32.7 <sup>I</sup>                              | 34 <sup>O</sup>         | ←                      |
| Burundi   | 49.0                                     | 69.0          | ←                      | 16.0 <sup>J</sup> |                         |                        | 37.5 <sup>C</sup>                              | 45 <sup>P</sup>         | ←                      |
| Central African Republic                                      | 49.0                                     | 44.0          | →                      | 15.0 <sup>D</sup> | 13 <sup>J</sup>         | →                      | 23.2 <sup>K</sup>                              | 24 <sup>P</sup>         | ←                      |
| Chad  | 58.0                                     | 32.0          | →                      |                   | 24 <sup>P</sup>         |                        | 35.0 <sup>A</sup>                              | 28 <sup>P</sup>         | →                      |
| Comoros   |  |               |                        | 6.8 <sup>C</sup>  | 18 <sup>L</sup>         | ←                      | 18.5 <sup>H</sup>                              | 25 <sup>P</sup>         | ←                      |
| Congo, Dem. Rep.  | 32.0                                     | 73.0          | ←                      |                   | 15 <sup>R</sup>         |                        |  | 34 <sup>K</sup>         |                        |
| Eritrea   |  | 58.0          |                        |                   | 14 <sup>K</sup>         |                        | 41.0 <sup>I</sup>                              | 44 <sup>K</sup>         | ←                      |
| Ethiopia  |  | 44.0          |                        | 8.9 <sup>I</sup>  | 12 <sup>P</sup>         | ←                      | 47.7 <sup>H</sup>                              | 47 <sup>P</sup>         |                        |
| Guinea  | 40.0                                     | 32.0          | →                      | 25.0 <sup>D</sup> | 10 <sup>D</sup>         | →                      |  | 33 <sup>P</sup>         |                        |
| Guinea-Bissau   |  |               |                        | 20.0 <sup>C</sup> | 20 <sup>P</sup>         |                        |  | 25 <sup>P</sup>         |                        |
| Haiti   | 64.0                                     | 50.0          | →                      | 15.0 <sup>C</sup> | 28 <sup>J</sup>         | ←                      | 26.8 <sup>F</sup>                              | 17 <sup>P</sup>         | →                      |
| India   | 25.0                                     | 24.0          |                        | 28.0 <sup>G</sup> | 26 <sup>O</sup>         | →                      | 63.9 <sup>F</sup>                              | 47 <sup>O</sup>         | →                      |
| Lao PDR   | 29.0                                     | 24.0          | →                      | 60.0 <sup>G</sup> | 14 <sup>P</sup>         | →                      | 44.0 <sup>I</sup>                              | 40 <sup>P</sup>         | →                      |
| Madagascar  | 35.0                                     | 40.0          | ←                      | 10.0 <sup>D</sup> | 15 <sup>M</sup>         | ←                      | 40.9 <sup>H</sup>                              | 33 <sup>P</sup>         | →                      |
| Maldives  |  |               |                        | 20.0 <sup>I</sup> | 12 <sup>O</sup>         | →                      | 39.0 <sup>J</sup>                              | 43 <sup>K</sup>         | ←                      |
| Mauritania  | 14.0                                     | 12.0          | →                      | 13.0 <sup>I</sup> | 42 <sup>P</sup>         | ←                      | 47.6 <sup>G</sup>                              | 32 <sup>P</sup>         | →                      |
| Mozambique  | 69.0                                     | 55.0          | →                      | 20.0 <sup>D</sup> | 13 <sup>M</sup>         | →                      | 27.0 <sup>K</sup>                              | 26 <sup>M</sup>         | →                      |
| Nepal   | 19.0                                     | 19.0          |                        | 23.0 <sup>I</sup> | 21 <sup>P</sup>         | →                      | 48.5 <sup>K</sup>                              | 48 <sup>S</sup>         |                        |
| Niger   | 42.0                                     | 36.0          | →                      | 20.0 <sup>A</sup> | 12 <sup>P</sup>         | →                      | 42.6 <sup>H</sup>                              | 40 <sup>P</sup>         | →                      |
| Pakistan  | 25.0                                     | 19.0          | →                      | 25.0 <sup>D</sup> | 21 <sup>G</sup>         | →                      | 40.2 <sup>G</sup>                              | 38 <sup>K</sup>         | →                      |
| Philippines   | 26.0                                     | 23.0          | →                      | 8.7 <sup>I</sup>  | 18 <sup>N</sup>         | ←                      | 33.5 <sup>F</sup>                              | 32 <sup>N</sup>         | →                      |
| Rwanda  | 34.0                                     | 40.0          | ←                      | 17.0 <sup>A</sup> | 12 <sup>H</sup>         | →                      | 29.4 <sup>H</sup>                              | 29 <sup>P</sup>         |                        |
| Sierra Leone  | 46.0                                     | 47.0          |                        | 17.0 <sup>D</sup> | 22 <sup>P</sup>         | ←                      | 28.7 <sup>F</sup>                              | 27 <sup>P</sup>         |                        |
| Somalia   | 67.0                                     | 71.0          | ←                      |                   |                         |                        |  | 26 <sup>P</sup>         |                        |
| Sri Lanka   | 29.0                                     | 23.0          | →                      | 19.0 <sup>I</sup> | 17 <sup>P</sup>         | →                      | 37.3 <sup>C</sup>                              | 33 <sup>P</sup>         | →                      |
| Tajikistan  |  | 64.0          |                        | 8.3 <sup>H</sup>  | 13 <sup>P</sup>         | ←                      |  |                         |                        |
| Tanzania  | 36.0                                     | 47.0          | ←                      | 8.6 <sup>G</sup>  | 11 <sup>O</sup>         | ←                      | 28.9 <sup>H</sup>                              | 29 <sup>O</sup>         |                        |
| Yemen   | 36.0                                     | 33.0          | →                      | 47.0 <sup>J</sup> | 26 <sup>M</sup>         | →                      | 30.0 <sup>H</sup>                              | 46 <sup>M</sup>         | ←                      |
| Zambia  | 45.0                                     | 50.0          | ←                      | 2.3 <sup>A</sup>  | 11 <sup>L</sup>         | ←                      | 25.2 <sup>H</sup>                              | 25 <sup>O</sup>         |                        |
| <b>Countries with insufficient data to summarise the area</b> |  |               |                        |                   |                         |                        |  |                         |                        |
| Antigua and Barbuda   |  |               |                        |                   | 5 <sup>K</sup>          |                        |  |                         |                        |
| Australia   |  |               |                        | 6.3 <sup>J</sup>  | 7 <sup>P</sup>          |                        |  |                         |                        |
| Austria   |  |               |                        | 5.6 <sup>F</sup>  | 7 <sup>O</sup>          |                        |  |                         |                        |
| Bahamas   |  |               |                        | 8.0 <sup>C</sup>  | 7 <sup>P</sup>          |                        |  |                         |                        |
| Barbados  |  |               |                        | 11.0 <sup>K</sup> | 10 <sup>M</sup>         | →                      |  |                         |                        |
| Belgium   |  |               |                        | 6.1 <sup>E</sup>  | 8 <sup>M</sup>          | ←                      |  |                         |                        |
| Bermuda   |  |               |                        | 7.0 <sup>K</sup>  |                         |                        |  |                         |                        |
| Brunei Darussalam   |  |               |                        | 5.0 <sup>J</sup>  | 10 <sup>P</sup>         | ←                      |  |                         |                        |
| Canada  |  |               |                        | 5.6 <sup>C</sup>  | 6 <sup>P</sup>          |                        |  |                         |                        |
| Cook Islands  |  |               |                        |                   | 1 <sup>M</sup>          |                        |  |                         |                        |
| Cyprus  |  |               |                        | 9.0 <sup>I</sup>  |                         |                        |  |                         |                        |
| Denmark   |  |               |                        | 5.4 <sup>G</sup>  | 6 <sup>L</sup>          |                        |  |                         |                        |
| Djibouti  |  |               |                        | 20.0 <sup>H</sup> |                         |                        | 22.9 <sup>E</sup>                              | 18 <sup>L</sup>         | →                      |
| Dominica  |  |               |                        | 11.0 <sup>A</sup> | 10 <sup>P</sup>         |                        |  |                         |                        |
| Equatorial Guinea   |  |               |                        |                   | 13 <sup>P</sup>         |                        |  |                         |                        |

→ Significant progress  
→ Slight progress  
|| Stagnant  
← Slight regression  
← Significant regression

**Note:** A: 1985 data; B: 1986 data; C: 1987 data; D: 1988 data; E: 1989 data; F: 1990 data; G: 1991 data; H: 1992 data; I: 1993 data; J: 1994 data; K: 1995 data; L: 1996 data; M: 1997 data; N: 1998 data; O: 1999 data; P: 2000 data; Q: 1990/98 data; R: 1991/97 data; S: 2001 data.

|                       | UNDERNOURISHMENT (% OF TOTAL POPULATION) |               |                        | LOW BIRTH WEIGHT  |                         |                        | UNDER 5 CHILDREN MALNUTRITION (WEIGHT FOR AGE) |                         |                        |
|-----------------------|--|---------------|------------------------|-------------------|-------------------------|------------------------|--|-------------------------|------------------------|
|                       | 1990/1992 (%)                            | 1998/2000 (%) | Progress or regression | Initial data (%)  | Last available data (%) | Progress or regression | Initial data (%)                               | Last available data (%) | Progress or regression |
| Faeroe Islands        |  |               |                        | 3.0 <sup>A</sup>  |                         |                        |  |                         |                        |
| Finland               |  |               |                        | 4.1 <sup>H</sup>  | 6 <sup>O</sup>          | ←                      |  |                         |                        |
| France                |  |               |                        | 5.6 <sup>G</sup>  | 6 <sup>K</sup>          |                        |  |                         |                        |
| French Polynesia      |  |               |                        | 5.3 <sup>J</sup>  |                         |                        |  |                         |                        |
| Germany               |  |               |                        |                   | 7 <sup>O</sup>          |                        |  |                         |                        |
| Greece                |  |               |                        | 6.0 <sup>A</sup>  | 7 <sup>K</sup>          |                        |  |                         |                        |
| Greenland             |  |               |                        | 5.7 <sup>H</sup>  |                         |                        |  |                         |                        |
| Grenada               |  |               |                        | 9.0 <sup>K</sup>  | 11 <sup>N</sup>         | ←                      |  |                         |                        |
| Guam                  |  |               |                        | 7.1 <sup>D</sup>  |                         |                        |  |                         |                        |
| Hong Kong (China)     | 2.5                                      | 2.5           |                        | 5.0 <sup>J</sup>  |                         |                        |  |                         |                        |
| Iceland               |  |               |                        | 2.9 <sup>H</sup>  | 4 <sup>N</sup>          |                        |  |                         |                        |
| Ireland               |  |               |                        | 4.4 <sup>C</sup>  | 4 <sup>I</sup>          |                        |  |                         |                        |
| Israel                |  |               |                        | 7.4 <sup>G</sup>  | 8 <sup>O</sup>          |                        |  |                         |                        |
| Italy                 |  |               |                        |                   | 6 <sup>N</sup>          |                        |  |                         |                        |
| Japan                 |  |               |                        | 6.3 <sup>F</sup>  | 7 <sup>J</sup>          |                        |  |                         |                        |
| Kiribati              |  |               |                        | 3.0 <sup>J</sup>  | 5 <sup>P</sup>          | ←                      | 12.9 <sup>A</sup>                              |                         |                        |
| Liberia               | 33.0                                     | 39.0          | ←                      |                   |                         |                        |  |                         |                        |
| Luxembourg            |  |               |                        | 5.5 <sup>E</sup>  | 4 <sup>N</sup>          |                        |  |                         |                        |
| Macao (China)         |  |               |                        | 4.5 <sup>J</sup>  |                         |                        |  |                         |                        |
| Malta                 |  |               |                        | 5.9 <sup>I</sup>  | 7 <sup>K</sup>          | ←                      |  |                         |                        |
| Marshall Islands      |  |               |                        |                   | 14 <sup>M</sup>         |                        |  |                         |                        |
| Mayotte               |  |               |                        |                   |                         |                        |  |                         |                        |
| Micronesia, Fed. Sts. |  |               |                        |                   | 9 <sup>I</sup>          |                        |  |                         |                        |
| New Caledonia         |  |               |                        | 8.6 <sup>G</sup>  |                         |                        |  |                         |                        |
| New Zealand           |  |               |                        | 5.7 <sup>J</sup>  | 6 <sup>M</sup>          |                        |  |                         |                        |
| Norway                |  |               |                        | 5.6 <sup>G</sup>  | 5 <sup>M</sup>          |                        |  |                         |                        |
| Palau                 |  |               |                        | 9.6 <sup>J</sup>  | 9 <sup>P</sup>          |                        |  |                         |                        |
| Portugal              |  |               |                        | 5.4 <sup>E</sup>  | 7 <sup>N</sup>          |                        |  |                         |                        |
| Puerto Rico           |  |               |                        | 14.0 <sup>K</sup> |                         |                        |  |                         |                        |
| Samoa                 |  |               |                        | 4.0 <sup>G</sup>  | 4 <sup>P</sup>          |                        |  |                         |                        |
| San Marino            |  |               |                        | 10.0 <sup>A</sup> |                         |                        |  |                         |                        |
| Serbia and Montenegro |  | 8.0           |                        |                   |                         |                        |  |                         |                        |
| Seychelles            |  |               |                        | 10.0 <sup>C</sup> | 10 <sup>F</sup>         |                        | 5.7 <sup>O</sup>                               |                         |                        |
| Singapore             |  |               |                        | 8.3 <sup>H</sup>  | 8 <sup>N</sup>          |                        |  |                         |                        |
| Spain                 |  |               |                        | 5.1 <sup>E</sup>  | 6 <sup>K</sup>          |                        |  |                         |                        |
| St. Kitts and Nevis   |  |               |                        | 12.0 <sup>K</sup> | 9 <sup>P</sup>          | →                      |  |                         |                        |
| St. Lucia             |  |               |                        | 9.0 <sup>K</sup>  | 8 <sup>O</sup>          | →                      |  |                         |                        |
| Sweden                |  |               |                        | 4.4 <sup>F</sup>  | 4 <sup>N</sup>          |                        |  |                         |                        |
| Switzerland           |  |               |                        | 5.2 <sup>H</sup>  | 6 <sup>O</sup>          |                        |  |                         |                        |
| Tonga                 |  |               |                        |                   | 2 <sup>F</sup>          |                        |  |                         |                        |
| Tuvalu                |  |               |                        |                   | 3 <sup>M</sup>          |                        |  |                         |                        |
| United Kingdom        |  |               |                        | 6.8 <sup>H</sup>  | 8 <sup>P</sup>          |                        |  |                         |                        |
| Vanuatu               |  |               |                        | 9.0 <sup>F</sup>  | 7 <sup>J</sup>          | →                      |  |                         |                        |
| West Bank and Gaza    |  |               |                        | 6.0 <sup>K</sup>  | 9 <sup>P</sup>          | ←                      |  |                         |                        |

#### HUMAN RIGHTS

The right to food is enshrined in:

UDHR - Art. 25

CESCR - Art. 11

CRC - Art. 24 & 27

UDHR: Universal Declaration of Human Rights

CESCR: International Covenant on Economic, Social and Cultural Rights

CRC: Convention on the Rights of the Child

#### INTERNATIONAL COMMITMENTS

Food security is considered in:

Millennium Development Goals - Goal 1

World Summit for Social Development - Commitment 6

Fourth World Conference on Women - Beijing Platform for Action

#### Sources:

**Children undernourished in total population:** The State of Food Insecurity in the World 2002, FAO ([www.fao.org](http://www.fao.org))

**Estimated low birth weight:** World Development Indicators 2003, World Bank; UNICEF End Decade Website Database ([www.childinfo.org](http://www.childinfo.org)) and The State of the World's Children 2004, UNICEF ([www.unicef.org/sowc04](http://www.unicef.org/sowc04)).

**Malnutrition prevalence:** World Development Indicators 2003, World Bank and UNICEF End Decade Website Database ([www.childinfo.org](http://www.childinfo.org)).

|   |                        |
|---|------------------------|
| → | Significant progress   |
| → | Slight progress        |
|   | Stagnant               |
| ← | Slight regression      |
| ← | Significant regression |

Note: A: 1985 data; B: 1986 data; C: 1987 data; D: 1988 data; E: 1989 data; F: 1990 data; G: 1991 data;

H: 1992 data; I: 1993 data; J: 1994 data; K: 1995 data; L: 1996 data; M: 1997 data; N: 1998 data;

O: 1999 data; P: 2000 data; Q: 1990/98 data; R: 1991/97 data; S: 2001 data.