

## HABITAT: The governments of the world agreed on...






"... (We) recognize the right of everyone to an adequate standard of living for him[her]self and his [her] family, including adequate food, clothing and housing..."

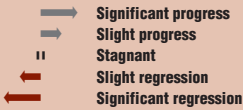
International Covenant on Economic, Social and Cultural Rights, Article 11. 1966.

"We resolve... to halve, by the year 2015, the proportion of the world's people... who are unable to reach or to afford safe drinking water... By 2020, to have achieved a significant improvement in the lives of at least 100 million slum dwellers as proposed in the 'Cities Without Slums' initiative."

Millennium Declaration, Paragraph 19. 2000.

	POPULATION WITH ACCESS TO SANITATION			POPULATION WITH ACCESS TO IMPROVED WATER SOURCES		
	1990 (%)	2000 (%)	Progress or regression	1990 (%)	2000 (%)	Progress or regression
<b>Countries in better situation</b>						
Albania		91			97	
Andorra		100			100	
Antigua and Barbuda		95			91	
Aruba					100	
Australia	100	100		100	100	
Austria	100	100		100	100	
Bahamas		100			97	
Barbados	100	100		100	100	
Belarus					100	
Bulgaria		100			100	
Canada	100	100		100	100	
Channel Islands		100			100	
Chile	97	96		90	93	→
Comoros	98	98		88	96	→
Costa Rica		93			95	
Croatia		100			95	
Cuba		98			91	
Cyprus	100	100		100	100	
Denmark					100	
Djibouti		91			100	
Dominica		83		97	97	
Egypt	87	98	→	94	97	→
Finland	100	100		100	100	
French Polynesia		98			100	
Grenada		97			95	
Guyana		87			94	
Hungary	99	99		99	99	
Jamaica	99	99		93	92	
Jordan	98	99		97	96	
Kazakhstan		99			91	
Korea, Dem. Rep.		99			100	
Lebanon		99			100	
Macedonia, FYR		99			99	
Malta	100	100		100	100	
Mauritius	100	99		100	100	
Moldova		99			92	
Monaco		100			100	
Netherlands	100	100		100	100	
Norway				100	100	
Russian Federation					99	
Samoa		99			99	
Saudi Arabia		100			95	
Singapore	100	100		100	100	
Slovakia		100			100	
Slovenia				100	100	
St. Kitts and Nevis		96			98	
St. Lucia		89			98	
St. Vincent and Grenadines		96			93	

 Significant progress  
 Slight progress  
 Stagnant  
 Slight regression  
 Significant regression

	POPULATION WITH ACCESS TO SANITATION			POPULATION WITH ACCESS TO IMPROVED WATER SOURCES		
	1990 (%)	2000 (%)	Progress or regression	1990 (%)	2000 (%)	Progress or regression
Sweden	100	100		100	100	
Switzerland	100	100		100	100	
Thailand	79	96	→	80	84	→
Tonga					100	
Trinidad and Tobago	99	99		91	90	
Ukraine		99			98	
United Kingdom	100	100		100	100	
United States of America	100	100		100	100	
Uruguay		94			98	
Vanuatu		100			88	
West Bank and Gaza		100			86	
<b>Countries above average</b>						
Algeria		92			89	
Bangladesh	41	48	→	94	97	→
Botswana	60	66	→	93	95	
Brazil	71	76	→	83	87	→
Colombia	83	86	→	94	91	←
Ecuador	70	86	→	71	85	→
Georgia		100			79	
Guatemala	70	81	→	76	92	→
Honduras	61	75	→	83	88	→
Iran, Islamic Rep.	81	83		86	92	→
Iraq		79			85	
Kyrgyzstan		100			77	
Libya	97	97		71	72	
Maldives		56			100	
Palau		100			79	
Panama		92			90	
Paraguay	93	94		63	78	→
Philippines	74	83	→	87	86	
South Africa	86	87		86	86	
Sri Lanka	85	94	→	68	77	→
Suriname		93			82	
Syrian Arab Republic		90			80	
Tunisia	76	84	→	75	80	→
Turkey	87	90	→	79	82	→
Uzbekistan		89			85	
<b>Countries below average</b>						
Argentina	82	85	→	94	79	←
Azerbaijan		81			78	
Belize		50			92	
Bhutan		70			62	
Bolivia	52	70	→	71	83	→
Burundi	87	88		69	78	→
Cameroon	77	79		51	58	→
Cape Verde		71			74	
Côte d'Ivoire	46	52	→	80	81	
Dominican Republic	66	67		83	86	→
El Salvador	73	82	→	66	77	→
Gabon		53			86	
Ghana	61	72	→	53	73	→
India	16	28	→	68	84	→
Indonesia	47	55	→	71	78	→
Kenya	80	87	→	45	57	→
Korea, Rep.		63			92	
Lesotho		49			78	
Malawi	73	76	→	49	57	→
Mali	70	69		55	65	→
Mexico	70	74	→	80	88	→
Morocco	58	68	→	75	80	→
Myanmar	45	64	→	64	72	→
Nepal	20	28	→	67	88	→
						

	POPULATION WITH ACCESS TO SANITATION			POPULATION WITH ACCESS TO IMPROVED WATER SOURCES		
	1990 (%)	2000 (%)	Progress or regression	1990 (%)	2000 (%)	Progress or regression
Nicaragua	76	85	→	70	77	→
Nigeria	53	54		53	62	→
Oman	84	92	→	37	39	
Pakistan	36	62	→	83	90	→
Papua New Guinea	82	82		40	42	
Peru	60	71	→	74	80	→
Senegal	57	70	→	72	78	→
Sudan	58	62	→	67	75	→
Tajikistan		90			60	
Tanzania	84	90	→	38	68	→
Turkmenistan		100			58	
Uganda	84	79	←	45	52	→
Venezuela		68			83	
Viet Nam	29	47	→	55	77	→
Zambia	63	78	→	52	64	→
Zimbabwe	56	62	→	78	83	→
<b>Countries in worse situation</b>						
Afghanistan		12			13	
Angola		44			38	
Benin	20	23	→		63	
Burkina Faso	24	29	→	53	42	←
Cambodia		17			30	
Central African Republic	24	25		48	70	→
Chad	18	29	→		27	
China	17	40	→	71	75	→
Congo, Dem. Rep.		21			45	
Congo, Rep.					51	
Equatorial Guinea		53			44	
Eritrea		13			46	
Ethiopia	8	12	→	25	24	
Fiji		43			47	
Gambia		37			62	
Guinea	55	58	→	45	48	→
Guinea-Bissau	44	56	→		56	
Haiti	23	28	→	53	46	←
Kiribati		48			48	
Lao PDR		30			37	
Madagascar	36	42	→	44	47	→
Mauritania	30	33	→	37	37	
Mongolia		30			60	
Mozambique		43			57	
Namibia	33	41	→	72	77	→
Niger	15	20	→	53	59	→
Romania		53			58	
Rwanda		8			41	
Sierra Leone		66			57	
Solomon Islands		34			71	
Togo	37	34	←	51	54	→
Yemen	32	38	→	66	69	→

**HUMAN RIGHTS:**

The right to an adequate habitat is enshrined in:

UDHR - Art. 25

CESCR - Art. 11

CEDAW - Art. 14

UDHR: Universal Declaration of Human Rights

CESCR: International Covenant on Economic, Social and Cultural Rights

CEDAW: Convention on the Elimination of All Forms of Discrimination against Women

**INTERNATIONAL COMMITMENTS**

Habitat is considered in:

Millennium Development Goals - Goal 7

World Summit for Social Development - Commitment 12

Fourth World Conference on Women - Beijing Platform

for Action - Critical Areas of Concern

Sources: The UN Statistics Division Website (unstats.un.org/unsd/) and World Development Indicators 2003, World Bank.

→	Significant progress
→	Slight progress
	Stagnant
←	Slight regression
←	Significant regression