

## INFORMATION, SCIENCE AND TECHNOLOGY: The governments of the world agreed on...






"Everyone has the right to freedom of opinion and expression; this right includes freedom to hold opinions without interference and to seek, receive, and impart information and ideas through any media and regardless of frontiers."

Universal Declaration of Human Rights, Article 19. 1948.

"We recognize that education, knowledge, information and communication are at the core of human progress, endeavour and well-being... The rapid progress of these technologies opens completely new opportunities to attain higher levels of development."






World Summit on the Information Society. 2003.

	INTERNET USERS (per 100,000 people)			PERSONAL COMPUTERS (per 1,000 people)			TELEPHONE MAINLINES (per 1,000 people)			SCIENTISTS AND ENGINEERS IN RESEARCH AND DEVELOPMENT (per million people)			INFORMATION AND COMMUNICATION TECHNOLOGY EXPENDITURE (% of GDP)			TERTIARY EDUCATION ENROLMENT RATIO (GROSS)		
	1997	2001	Progress or regression	1990	2001	Progress or regression	1990	2001	Progress or regression	1990	2000	Progress or regression	1992 (%)	2001 (%)	Progress or regression	1990 (%)	2000 (%)	Progress or regression
<b>Countries in better situation</b>																		
Australia	8639	37139	→	150	516	→	456	519	→	2452	3353 <sup>N</sup>	→	7	11	→	35	63	→
Austria	4448	31972	→	65	335	→	418	468	→	1605 <sup>I</sup>	2313 <sup>N</sup>	→	5	7	→	35	58	→
Belgium	4908	31110	→	88	233	→	393	498	→	1853	2953 <sup>O</sup>	→	5	8	→	40	57 <sup>O</sup>	→
Bermuda	19161	31646 <sup>O</sup>	→	317 <sup>K</sup>	495	→	617	869	→									
Canada	15026	43434	→	107	460	→	565	676	→	2300	2985 <sup>N</sup>	→	7	9	→	95	60 <sup>O</sup>	←
Denmark	11391	54115	→	115	540	→	567	719	→	2238	3476 <sup>O</sup>	→	6	9	→	36	59	→
Finland	19449	43086	→	100	423	→	534	548		4114 <sup>M</sup>	5059	→	5	8	→	49	74 <sup>M</sup>	→
France	4266	26445	→	71	337	→	495	573	→	2185	2718 <sup>O</sup>	→	6	9	→	40	54	→
Germany	6702	37409	→	90	382	→	441	634	→	3023 <sup>G</sup>	3161		5	8	→	34	46 <sup>N</sup>	→
Hong Kong (China)	10483	38681	→	47	387	→	450	580	→	93 <sup>K</sup>			5	9	→	19	27 <sup>M</sup>	→
Iceland	27439	69149	→	39	418	→	510	664	→	2653	5695 <sup>O</sup>	→	6 <sup>I</sup>	7		25	49	→
Israel	4428	28289	→	63	246	→	343	476	→	1332 <sup>L</sup>	1563 <sup>M</sup>	→	5	7 <sup>O</sup>	→	34	53	→
Japan	9156	44027	→	60	349	→	441	597	→	5394	5095	←	6	10	→	30	48	→
Korea, Rep.	3567	51497	→	37	256	→	310	486	→	1645	2319	→	5	7	→	39	78	→
Netherlands	6393	49255	→	94	428	→	464	621	→	2107 <sup>I</sup>	2572 <sup>O</sup>	→	7	9	→	40	55	→
New Zealand	14927	28369	→	97 <sup>G</sup>	393	→	434	477	→	1424	2197 <sup>M</sup>	→	9	14	→	40	69	→
Norway	29504	59827	→	145 <sup>G</sup>	508	→	502	720	→	3158 <sup>G</sup>	4112 <sup>O</sup>	→	6	7		42	70	→
Singapore	13519	36311	→	66	508	→	349	471	→	1211 <sup>C</sup>	4140	→	7	10	→	19	44 <sup>M</sup>	→
Sweden	23705	51720	→	105	561	→	681	739	→	3077 <sup>G</sup>	4511 <sup>O</sup>	→	8	11	→	32	70	→
Switzerland	7651	30743	→	87	540	→	574	746	→	2452 <sup>E</sup>	3592	→	8	10	→	26	42	→
United Kingdom	7419	40816	→	108	366	→	441	588	→	2311	2666 <sup>N</sup>	→	7	10	→	30	60	→
United States of America	14497	50057	→	217	625	→	545	667	→	3808 <sup>G</sup>	4099 <sup>M</sup>	→	7	8		75	73	←
<b>Countries above average</b>																		
Aruba		26667					282	350	→							26 <sup>N</sup>	29	→
Bahamas	1358	5462	→				274	400	→							19	25 <sup>M</sup>	→
Bahrain	1602	21536	→	50 <sup>K</sup>	142	→	192	247	→							18	25 <sup>N</sup>	→
Barbados	756	5593	→	57 <sup>K</sup>	92	→	281	476	→							27	38	→
Belarus	49	4234	→				153	279	→	3297 <sup>H</sup>	1893 <sup>M</sup>	←				48	56	→
Costa Rica	1641	9915	→	69 <sup>M</sup>	170	→	101	230	→	530 <sup>O</sup>	533 <sup>L</sup>					27	16	←
Cyprus	4329	19720	→	9	247	→	419	631	→	195 <sup>G</sup>	358 <sup>O</sup>	→				13	20 <sup>O</sup>	→
Czech Republic	2909	13693	→	12	146	→	158	375	→	1947 <sup>H</sup>	1349	←	6	10	→	16	30	→
Estonia	5688	31500	→	68 <sup>L</sup>	175	→	204	352	→	2079 <sup>L</sup>	2128 <sup>O</sup>					26	58	→
Greece	1879	13219	→	17	81	→	389	529	→	608 <sup>G</sup>	1400 <sup>O</sup>	→	2	6	→	36	50 <sup>M</sup>	→
Grenada	1215	5179	→	108 <sup>N</sup>	130	→	177	328	→									
Hungary	1972	14528	→	10	100	→	96	374	→	1693	1445	←	4	9	→	14	40	→
Ireland	4072	23313	→	86	391	→	281	485	→	1317	2184 <sup>O</sup>	→	6	6		29	48	→
Italy	2263	28301	→	36	195	→	388	471	→	1373	1128 <sup>O</sup>	←	4	6	→	32	50	→
Latvia	2054	7206	→	3 <sup>J</sup>	153	→	234	308	→	1546 <sup>I</sup>	1078 <sup>O</sup>	←				25	63	→
Lithuania	993	7180	→	5 <sup>J</sup>	71	→	212	313	→		2027 <sup>L</sup>					34	52	→
Luxembourg	7191	24943	→	371 <sup>L</sup>	517	→	478	780	→							6	9	→
Macao (China)	2338	22955	→	137 <sup>O</sup>	179	→	255	394	→		41					25	52	→
Malta	3916	25063	→	14	230	→	360	530	→	96 <sup>D</sup>						13	21 <sup>O</sup>	→
Poland	2069	9834	→	8	85	→	86	295	→	1231 <sup>J</sup>	1429	→	2	6	→	22	56	→
Portugal	2713	24940	→	27	117	→	243	427	→	958 <sup>H</sup>	1576 <sup>O</sup>	→	3	7	→	23	50	→

 Significant progress  
 Slight progress  
 Stagnant  
 Slight regression  
 Significant regression






Note: 1985 data; B: 1986 data; C: 1987 data; D: 1988 data; E: 1989 data; F: 1990 data; G: 1991 data; H: 1992 data; I: 1993 data; J: 1994 data; K: 1995 data; L: 1996 data; M: 1997 data; N: 1998 data; O: 1999 data; P: 2000 data.

	INTERNET USERS (per 100,000 people)			PERSONAL COMPUTERS (per 1,000 people)			TELEPHONE MAINLINES (per 1,000 people)			SCIENTISTS AND ENGINEERS IN RESEARCH AND DEVELOPMENT (per million people)			INFORMATION AND COMMUNICATION TECHNOLOGY EXPENDITURE (% of GDP)			TERTIARY EDUCATION ENROLMENT RATIO (GROSS)		
	1997	2001	Progress or regression	1990	2001	Progress or regression	1990	2001	Progress or regression	1990	2000	Progress or regression	1992 (%)	2001 (%)	Progress or regression	1990 (%)	2000 (%)	Progress or regression
Puerto Rico	1337	15625	➡				279	336	➡							45	41 <sup>M</sup>	←
Qatar	3114	6694	➡	47 <sup>J</sup>	164	➡	190	275	➡	591 <sup>B</sup>						27	25	←
Russian Federation	475	2971	➡	3	50	➡	140	243	➡	4192 <sup>J</sup>	3481	←	2	3	▬	52	64	➡
Seychelles	1306	10920	➡	120 <sup>N</sup>	147	➡	124	261	➡									
Slovakia	3531	12473	➡	28 <sup>J</sup>	148	➡	135	288	➡	2013 <sup>H</sup>	1844	←	4	8	➡	19	30	➡
Slovenia	7512	30120	➡	32 <sup>G</sup>	276	➡	211	401	➡	2899 <sup>H</sup>	2181	←	3	5	➡	24	61	➡
Spain	2732	17968	➡	28	168	➡	316	431	➡	966	1921	➡	4	5	▬	37	59	➡
St. Kitts and Nevis	2307	4667 <sup>N</sup>	➡	128 <sup>N</sup>	175	➡	237	569 <sup>P</sup>	➡									
St. Vincent and the Grenadines	865	3043 <sup>P</sup>	➡	89 <sup>N</sup>	116	➡	124	220 <sup>P</sup>	➡									
United Arab Emirates	3410	32793	➡	29 <sup>H</sup>	135	➡	206	340	➡							9	12 <sup>N</sup>	➡
<b>Countries below average</b>																		
Argentina	280	8803	➡	7	91	➡	93	224	➡	350 <sup>D</sup>	713	➡	2	4	▬	39	48 <sup>O</sup>	➡
Azerbaijan	25	308	▬				86	111	➡	3271 <sup>I</sup>	2799 <sup>M</sup>	←				24	22 <sup>O</sup>	←
Belize	1337	7284	➡	28 <sup>K</sup>	135	➡	92	144	➡							1	1 <sup>M</sup>	▬
Brazil	794	4641	➡	3	63	➡	65	218	➡	168 <sup>K</sup>	323	➡	4	8	➡	11	17	➡
Brunei Darussalam	4828	10174	➡	11 <sup>H</sup>	75	➡	136	264	➡							4	14	➡
Bulgaria	1207	7646	➡	11 <sup>H</sup>	44 <sup>P</sup>	➡	242	359	➡	6033	1316 <sup>O</sup>	←	2	4	▬	31	41	➡
Cape Verde	245	2688	➡	57 <sup>P</sup>	69	➡	24	143	➡									
Chile	1072	20142	➡	11	106	➡	66	233	➡	323	370	▬	5	8	➡	21	38	➡
Colombia	520	2682	➡	9 <sup>H</sup>	42	➡	69	171	➡	83 <sup>L</sup>	101	▬	4	12	➡	13	23	➡
Croatia	1814	5708 <sup>P</sup>	➡	15 <sup>G</sup>	86	➡	172	365	➡	1946	1187 <sup>O</sup>	←				24	29 <sup>M</sup>	➡
Dominica		8333 <sup>P</sup>		65 <sup>O</sup>	75	➡	164	291	➡									
Dominican Republic	151	2187	➡				48	110	➡							20	23 <sup>M</sup>	➡
French Polynesia	216	6740	➡	322 <sup>P</sup>	280	←	194	223	➡							1	3 <sup>M</sup>	➡
Georgia	56	479	▬				99	159	➡	3186 <sup>L</sup>	2421 <sup>O</sup>	←				37	35	←
Guyana	134	12398	➡	24 <sup>N</sup>	26	▬	20	92	➡							6	12 <sup>M</sup>	➡
Jamaica	795	3861	➡	3 <sup>J</sup>	50	➡	45	197	➡	8 <sup>B</sup>						7	16	➡
Jordan	596	4214	➡	6 <sup>J</sup>	33	➡	58	127	➡		1948 <sup>N</sup>					16	29 <sup>O</sup>	➡
Kazakhstan	62	664 <sup>P</sup>	➡				80	113 <sup>P</sup>	➡	888 <sup>L</sup>	716 <sup>M</sup>	←				40	31	←
Kuwait	2187	9783	➡	7	132	➡	247	240	▬	261 <sup>I</sup>	212	▬				12 <sup>O</sup>	21 <sup>N</sup>	➡
Kyrgyzstan		3039					72	78	▬	853 <sup>I</sup>	581 <sup>M</sup>	←				14	41	➡
Lebanon	1364	6932 <sup>P</sup>	➡	14 <sup>J</sup>	56	➡	118	195 <sup>P</sup>	➡							29	42	➡
Libya		370					48	109	➡							15	49	➡
Macedonia, FYR	503	3440	➡				148	263	➡	1333 <sup>K</sup>	387 <sup>O</sup>	←				17	24	➡
Malaysia	2800	27308	➡	8	126	➡	89	196	➡	85 <sup>H</sup>	160 <sup>N</sup>	▬	5	7	➡	7	28	➡
Mauritius	478	13167	➡	4	109	➡	52	257	➡	184 <sup>E</sup>						4	11	➡
Micronesia, Fed. Sts.	572	4159	➡				25	84	➡								15 <sup>N</sup>	
Netherlands Antilles		939 <sup>O</sup>					247	372	➡							14 <sup>N</sup>	22	➡
New Caledonia	990	11507	➡				169	231	➡	503 <sup>A</sup>						6	5 <sup>M</sup>	▬
Oman	419	4843	➡	2	32	➡	60	90	➡		4					4	8	➡
Panama	539	3153 <sup>P</sup>	➡	27 <sup>N</sup>	38	➡	93	148	➡	117 <sup>L</sup>	124 <sup>O</sup>	▬				21	35 <sup>O</sup>	➡
Peru	405	11386	➡	15 <sup>K</sup>	48	➡	26	78	➡	231 <sup>L</sup>	229 <sup>M</sup>	▬				30	29 <sup>N</sup>	▬
Romania	443	4463	➡	2	36	➡	102	184	➡	1221 <sup>G</sup>	913	←	1	2	▬	10	27	➡
South Africa	1890	7095	➡	7	69	➡	93	112	▬	337 <sup>G</sup>			5	9	➡	13	15	➡
St. Lucia	1052	1952 <sup>O</sup>	➡	0 <sup>I</sup>	147	➡	127	313 <sup>P</sup>	➡								25 <sup>N</sup>	
Trinidad and Tobago	1178	9163	➡	4 <sup>G</sup>	69	➡	141	240	➡		145 <sup>M</sup>					7	6	▬
Turkey	460	3648	➡	5	41	➡	121	285	➡	220	306 <sup>O</sup>	▬	3	4	▬	13	15 <sup>O</sup>	➡
Ukraine	196	1222	➡	2	18	▬	136	212	➡	3169 <sup>K</sup>	2118	←				47	43 <sup>N</sup>	←
Uruguay	3367	11901	➡	22 <sup>K</sup>	110	➡	134	283	➡		219 <sup>O</sup>					30	36	➡
Uzbekistan	11	598	▬				69	66	▬	1754 <sup>H</sup>						30	37 <sup>M</sup>	➡
Venezuela	394	5134	➡	10	53	➡	76	109	➡	208 <sup>H</sup>	194	▬	4	4	▬	29	28	▬
<b>Countries in worse situation</b>																		
Albania	48	316	▬	1 <sup>L</sup>	8	▬	12	50	➡							7	15	➡
Algeria	3	195	▬	1	7	▬	32	61	➡							11	15 <sup>N</sup>	➡
Angola	7	444	▬	1 <sup>M</sup>	1	▬	8	6	▬							1	1 <sup>O</sup>	▬
Armenia	109	1607 <sup>P</sup>	➡	2 <sup>M</sup>	8	▬	157	140	▬	1547 <sup>M</sup>	1313	←				20	20	▬
Bangladesh	1	187	▬	0 <sup>M</sup>	2	▬	2	4	▬	50 <sup>I</sup>	51 <sup>K</sup>	▬				4	7	➡

 Significant progress  
 Slight progress  
 Stagnant  
 Slight regression  
 Significant regression

**Note:** 1985 data; B: 1986 data; C: 1987 data; D: 1988 data; E: 1989 data; F: 1990 data; G: 1991 data; H: 1992 data; I: 1993 data; J: 1994 data; K: 1995 data; L: 1996 data; M: 1997 data; N: 1998 data; O: 1999 data; P: 2000 data.

	INTERNET USERS (per 100,000 people)			PERSONAL COMPUTERS (per 1,000 people)			TELEPHONE MAINLINES (per 1,000 people)			SCIENTISTS AND ENGINEERS IN RESEARCH AND DEVELOPMENT (per million people)			INFORMATION AND COMMUNICATION TECHNOLOGY EXPENDITURE (% of GDP)			TERTIARY EDUCATION ENROLMENT RATIO (GROSS)		
	1997	2001	Progress or regression	1990	2001	Progress or regression	1990	2001	Progress or regression	1990	2000	Progress or regression	1992 (%)	2001 (%)	Progress or regression	1990 (%)	2000 (%)	Progress or regression
Benin	26	388		1 <sup>K</sup>	2		3	9		174 <sup>E</sup>						3	4 <sup>O</sup>	
Bhutan		362		4 <sup>N</sup>	6		4	25										
Bolivia	448	1762	→	2 <sup>G</sup>	21		28	62	→	250 <sup>G</sup>	98					21	36	→
Bosnia and Herzegovina	57	1108	→				140 <sup>H</sup>	111	←							15	16 <sup>M</sup>	
Botswana	307	2950	→	7 <sup>J</sup>	39	→	21	91 <sup>P</sup>	→							3	5	
Burkina Faso	18	164		0	1		2	5		15 <sup>L</sup>	16 <sup>M</sup>					1	1 <sup>M</sup>	
Burundi	8	86					2	3		21 <sup>E</sup>						1	1	
Cambodia	6	82		0 <sup>K</sup>	1		0	2								1	3	→
Cameroon	7	296		1 <sup>K</sup>	4		3	7								3	5	
Central African Republic	6	53		1 <sup>N</sup>	2		2	2		55	47 <sup>L</sup>					2	2 <sup>O</sup>	
Chad	1	51		1 <sup>N</sup>	2		1	1								1	1 <sup>O</sup>	
China	32	2650	→	0	19		6	137	→	353 <sup>J</sup>	545	→	2	6	→	3	7 <sup>O</sup>	→
Comoros		437		0	6		8	12								0	1 <sup>O</sup>	
Congo, Dem. Rep.	0	11					1	0								2	1 <sup>N</sup>	
Congo, Rep.	3	32		3 <sup>N</sup>	4		7	7		54 <sup>L</sup>	33					5	5	
Côte d'Ivoire	20	427		1 <sup>L</sup>	7		6	18								3	7 <sup>N</sup>	
Cuba	68	1069	→	5 <sup>M</sup>	20	→	31	51		1531 <sup>G</sup>	480	←				21	24	→
Djibouti	91	512		2	11		11	15								0 <sup>G</sup>	1	
Ecuador	110	2545	→	2 <sup>G</sup>	23	→	48	104	→	102	83 <sup>N</sup>					20	18 <sup>M</sup>	←
Egypt	94	921	→	3 <sup>J</sup>	15		30	104	→	469			2	3		16	39 <sup>N</sup>	→
El Salvador	170	797 <sup>P</sup>	→	16 <sup>O</sup>	22	→	24	93	→	19 <sup>H</sup>	47					16	18	
Equatorial Guinea	47	192		2 <sup>N</sup>	5		4	15									3 <sup>O</sup>	
Eritrea	9	357		2 <sup>O</sup>	2		4 <sup>H</sup>	8								1 <sup>J</sup>	2	
Ethiopia	5	38		1 <sup>N</sup>	1		3	4								1	2	
Fiji	222	1836	→	50 <sup>D</sup>	61	→	57	112	→	50 <sup>B</sup>						8	14 <sup>M</sup>	→
Gabon	47	1348	→	1 <sup>J</sup>	12		22	30									8 <sup>N</sup>	
Gambia	50	1343	→	0 <sup>J</sup>	13		7	26								2 <sup>J</sup>	2 <sup>M</sup>	
Ghana	27	206		0	3		3	12								1	3	→
Guatemala	95	1712	→	1 <sup>J</sup>	13		21	65	→	103 <sup>D</sup>						8	8 <sup>M</sup>	
Guinea	4	198		1 <sup>K</sup>	4		2	3								1	1 <sup>M</sup>	
Guinea-Bissau	16	326					6	10								1	0 <sup>O</sup>	
Haiti		369					7	10								1	1 <sup>M</sup>	
Honduras	168	623 <sup>P</sup>		3 <sup>M</sup>	12	→	17	47	→							9	15	→
India	72	678		0	6		6	38	→	151	157 <sup>L</sup>		2	4	→	6	10 <sup>O</sup>	→
Indonesia	189	1914	→	1	11		6	35	→	130 <sup>A</sup>			2	2		9	15	→
Iran, Islamic Rep.	47	1557	→	14 <sup>J</sup>	70	→	40	169	→	590 <sup>J</sup>						10	10	
Kenya	35	1627	→	0	6		8	10								2	3	
Kiribati		2155		7 <sup>N</sup>	23	→	17	42	→									
Lao PDR		185		1 <sup>L</sup>	3		2	10								1	3	→
Lesotho	6	243					7	10 <sup>P</sup>								1	3	
Liberia	4	31					4	2								3	3 <sup>M</sup>	
Madagascar	14	219		1 <sup>M</sup>	2		2	4		12 <sup>J</sup>						3	2	
Malawi	5	190		1 <sup>N</sup>	1		3	5								1	0 <sup>N</sup>	
Maldives	301	3567	→	12 <sup>K</sup>	22		29	99	→									
Mali	9	270		0 <sup>K</sup>	1		1	4								1	2 <sup>N</sup>	
Marshall Islands		1714		0	50	→	11	60	→									
Mauritania	4	255		6 <sup>L</sup>	10		3	7 <sup>P</sup>								3	4	
Mexico	632	3657	→	8	69	→	65	137	→	160 <sup>I</sup>	225 <sup>O</sup>		3	3		15	21	→
Moldova	28	1405	→	2 <sup>K</sup>	16	→	106	154	→	496 <sup>J</sup>	334 <sup>M</sup>	←				36	28	←
Mongolia	107	1652	→	3 <sup>K</sup>	15		32	52		979 <sup>K</sup>	531	←				14	33	→
Morocco	22	1371	→	2 <sup>L</sup>	14		16	41	→							11	10	
Mozambique	12	83		1 <sup>L</sup>	3		3	4								0	1	
Myanmar		21		1 <sup>O</sup>	1		2	6								4	12	→
Namibia	57	2511	→	13 <sup>L</sup>	36	→	39	66	→							3 <sup>G</sup>	6 <sup>O</sup>	→
Nepal	23	254		1 <sup>J</sup>	4		3	13								5	5	
Nicaragua	214	986 <sup>P</sup>	→	7 <sup>N</sup>	10		13	31 <sup>P</sup>		203 <sup>C</sup>	73 <sup>M</sup>					8	12 <sup>M</sup>	→
Niger	2	107		0 <sup>M</sup>	1		1	2								1	1	
Nigeria	19	89		4 <sup>J</sup>	7		3	5		15 <sup>C</sup>						4	4 <sup>M</sup>	
Pakistan	29	353		1	4		8	23		61	69 <sup>M</sup>					3	4 <sup>M</sup>	

 Significant progress  
 Slight progress  
 Stagnant  
 Slight regression  
 Significant regression

**Note:** 1985 data; B: 1986 data; C: 1987 data; D: 1988 data; E: 1989 data; F: 1990 data; G: 1991 data; H: 1992 data; I: 1993 data; J: 1994 data; K: 1995 data; L: 1996 data; M: 1997 data; N: 1998 data; O: 1999 data; P: 2000 data.

	INTERNET USERS (per 100,000 people)			PERSONAL COMPUTERS (per 1,000 people)			TELEPHONE MAINLINES (per 1,000 people)			SCIENTISTS AND ENGINEERS IN RESEARCH AND DEVELOPMENT (per million people)			INFORMATION AND COMMUNICATION TECHNOLOGY EXPENDITURE (% of GDP)			TERTIARY EDUCATION ENROLMENT RATIO (GROSS)			
	1997	2001	Progress or regression	1990	2001	Progress or regression	1990	2001	Progress or regression	1990	2000	Progress or regression	1992 (%)	2001 (%)	Progress or regression	1990 (%)	2000 (%)	Progress or regression	
Papua New Guinea		952		55 <sup>P</sup>	57	→	8	12								3	2 <sup>N</sup>		
Paraguay	98	1113	→	10 <sup>N</sup>	14		27	51	→							8	10 <sup>M</sup>	→	
Philippines	140	2554	→	3	22		10	42	→	156 <sup>H</sup>			2	4	→	28	31	→	
Rwanda	2	252					2	3		30 <sup>A</sup>						1	2		
Samoa	178	1724	→	1 <sup>K</sup>	7		26	64	→							5	11	→	
Saudi Arabia	50	1401	→	24	63	→	77	145	→							12	22 <sup>O</sup>	→	
Senegal	29	1024	→	2	19		6	25		3 <sup>I</sup>	2 <sup>M</sup>					3	4 <sup>N</sup>		
Sierra Leone	5	136					3	5								1	2		
Solomon Islands	377	466		25 <sup>M</sup>	51	→	15	17											
Somalia		11					2	4 <sup>P</sup>								3	3 <sup>M</sup>		
Sri Lanka	166	801		0	9		7	44	→	176 <sup>A</sup>	191 <sup>L</sup>					5	5 <sup>M</sup>		
Sudan	2	177		0 <sup>J</sup>	4		3	14								3	7 <sup>N</sup>	→	
Suriname	1084	3460	→		45		92	176	→									7 <sup>N</sup>	
Swaziland	92	1311	→				17	31								4	5		
Syrian Arab Republic	33	362		6 <sup>J</sup>	16		41	103	→		29 <sup>M</sup>					18	15 <sup>M</sup>	←	
Tajikistan		51					45	36		713 <sup>H</sup>						22	14	←	
Tanzania	8	871	→	2 <sup>M</sup>	3		3	4								0	1		
Thailand	635	5779	→	4	28	→	24	99	→	113 <sup>I</sup>	74 <sup>M</sup>		3	4		17	35	→	
Togo	121	3223	→	4 <sup>K</sup>	21	→	3	10		82 <sup>E</sup>						3	4 <sup>O</sup>		
Tonga	502	2780	→				46	109	→									4 <sup>O</sup>	
Tunisia	44	4135	→	3	24		38	109	→	110 <sup>I</sup>	336 <sup>O</sup>	→				9	22	→	
Turkmenistan		147					60	80								22	19 <sup>M</sup>	←	
Uganda	11	263		1 <sup>K</sup>	3		2	3		17 <sup>I</sup>	24					1	3		
Vanuatu	550	2734	→				18	34										0 <sup>N</sup>	
Viet Nam	4	1269	→	0 <sup>H</sup>	12		1	38	→	274 <sup>K</sup>			2	7	→	2	10	→	
Yemen	15	94		1 <sup>L</sup>	2		11	22								4	11 <sup>N</sup>	→	
Zambia	9	243		7 <sup>N</sup>	7		9	8								2	2		
Zimbabwe	33	780		0	12		12	19								5	4		

Countries with insufficient data to summarise the area																			
Afghanistan							2	1									2	2 <sup>M</sup>	
Andorra	3061	10448 <sup>P</sup>	→				414	438	→										
Antigua and Barbuda	3604	7353 <sup>P</sup>	→				253	481	→										
Cayman Islands							470	821 <sup>P</sup>	→										
Faeroe Islands	2273	6667 <sup>O</sup>	→	67 <sup>J</sup>			481	554 <sup>P</sup>	→										
Greenland	7935	33333	→	107 <sup>K</sup>			299	467	→										
Guam	2017	30581	→				293	509	→	167 <sup>G</sup>									
Iraq							39	29								13	14 <sup>O</sup>		
Korea, Dem. Rep.							38	22											
Liechtenstein							572	608 <sup>P</sup>	→										
Mayotte							31	70	→										
Monaco																			
Northern Mariana Islands							287 <sup>H</sup>	396 <sup>P</sup>	→										
Palau																32 <sup>O</sup>	31	←	
São Tomé and Príncipe		5956					19	36											
Virgin Islands (USA)	7034	11097 <sup>O</sup>	→				453	564 <sup>P</sup>	→										
West Bank and Gaza		1942																	

**HUMAN RIGHTS:**

The right to information, research and professional training are enshrined in:

UDHR - Art. 19 & 27

CESCR - Art. 5

CESCR - Art. 13 & 15

CEDAW - Art. 10 & 14

CRC - Art. 17 & 28

UDHR: Universal Declaration of Human Rights

CERD: International Convention on the Elimination of All Forms of Racial Discrimination

CESCR: International Covenant on Economic, Social and Cultural Rights

CEDAW: Convention on the Elimination of All Forms of Discrimination against Women

CRC: Convention on the Rights of the Child

**INTERNATIONAL COMMITMENTS:**

Information, communication and research are considered in:

Millennium Development Goals - Goal 8

World Summit for Social Development - Commitment 6

Source: World Development Indicators 2003, World Bank.

→	Significant progress
→	Slight progress
	Stagnant
←	Slight regression
←	Significant regression

Note: 1985 data; B: 1986 data; C: 1987 data; D: 1988 data; E: 1989 data; F: 1990 data; G: 1991 data;

H: 1992 data; I: 1993 data; J: 1994 data; K: 1995 data; L: 1996 data; M: 1997 data; N: 1998 data;

O: 1999 data; P: 2000 data.