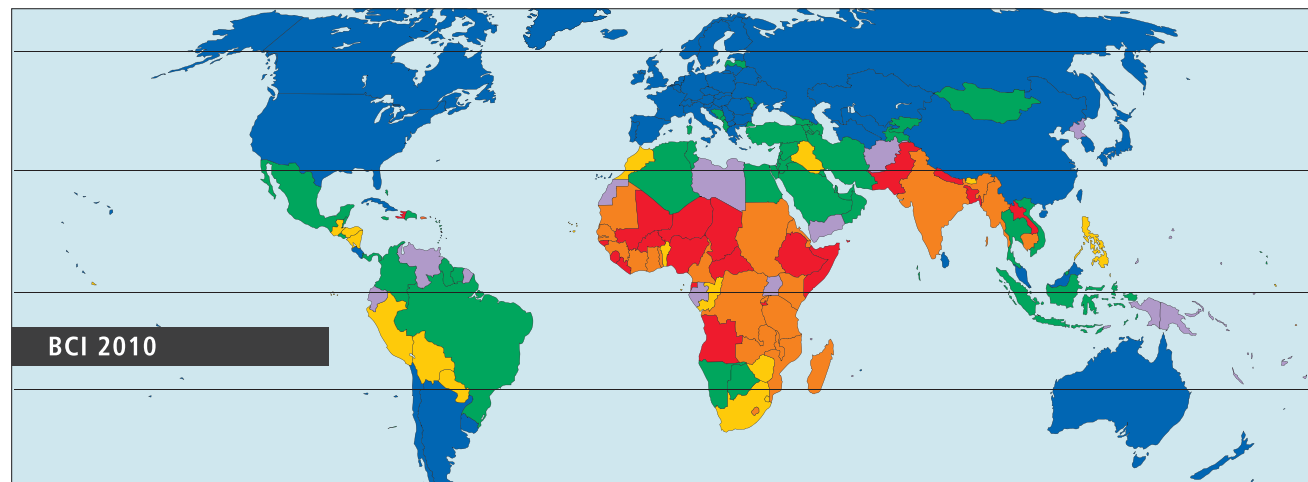


► BCI 2010

References Acceptable Medium Low Very Low Critical No data

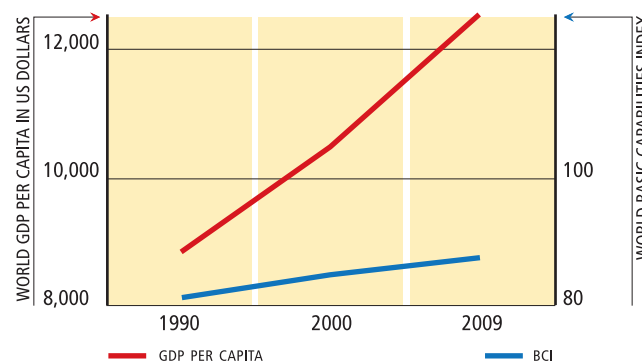


ECONOMIC GROWTH ALONE DOES NOT REDUCE POVERTY

Over the last twenty years the group of countries with medium and acceptable values on the one hand, and the group of countries with low, very low and critical values on the other, inverted their positions in the sense that the former increased from 40% to 61% of all countries for which the BCI can be calculated, and the latter fell from 60% to 39% of all countries considered. In both groups the big fall in the number of countries in the worst situation and the increase in the number of countries with relatively better levels came about before 2000, and in the new millennium change has been slower.

In the light of the recent evolution in BCI values it is clear that extreme poverty, measured in terms of access to a pool of services that are basic to human survival, will continue to decrease over time, but the speed of poverty reduction is not automatically determined by the economy. Per capita income growth accelerated from 17% in 1990-2000 to 19% between 2000 and 2009, but BCI growth slowed from 4% in the 1990s to 3% in the first decade of this century. This indicates that the Millennium Declaration and the international community's efforts to reach the goals it set have not translated into more rapid progress in social indicators, even when resources were available. On the contrary, the data confirm the findings of recent research, which show that since 2000 progress in these indicators has become slower.

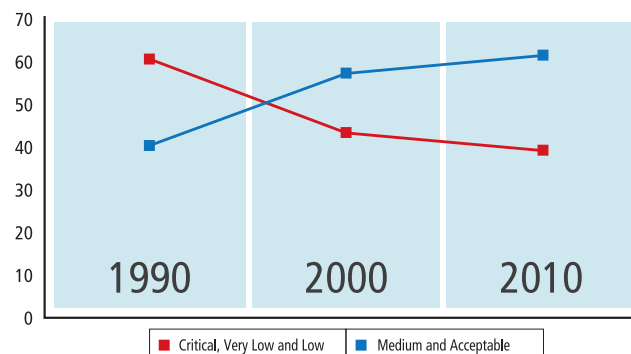
BCI and per capita GDP in the world (1990-2009)



Number of countries in each BCI level

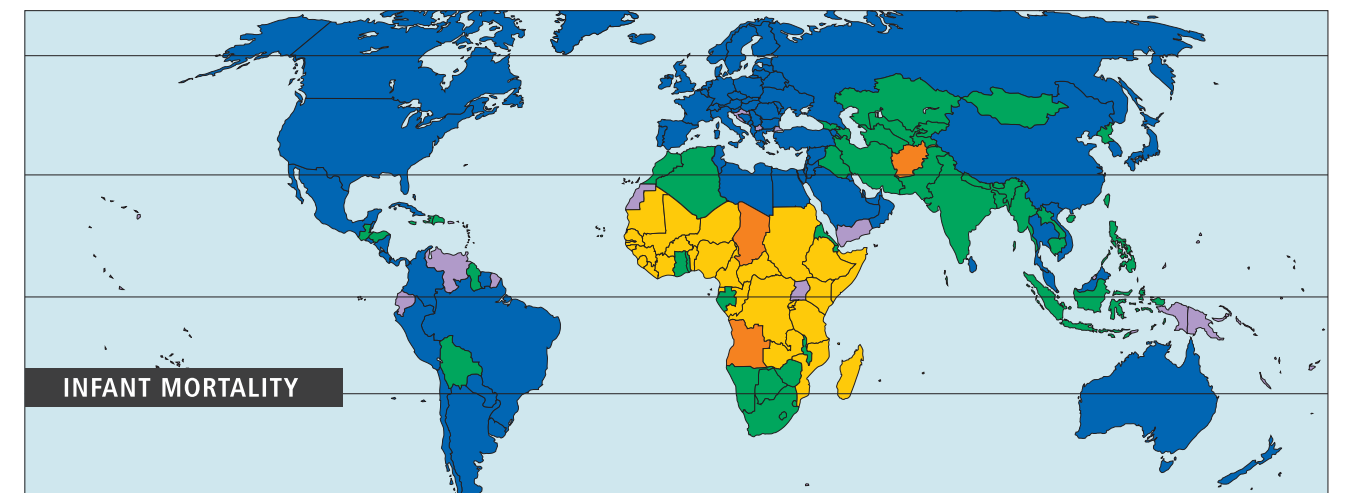
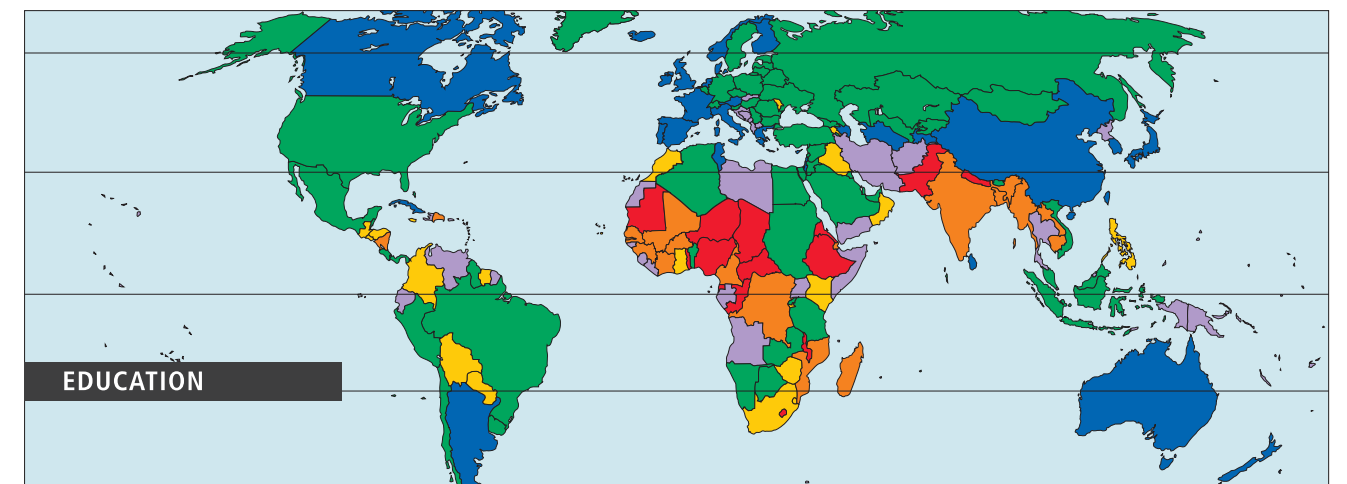
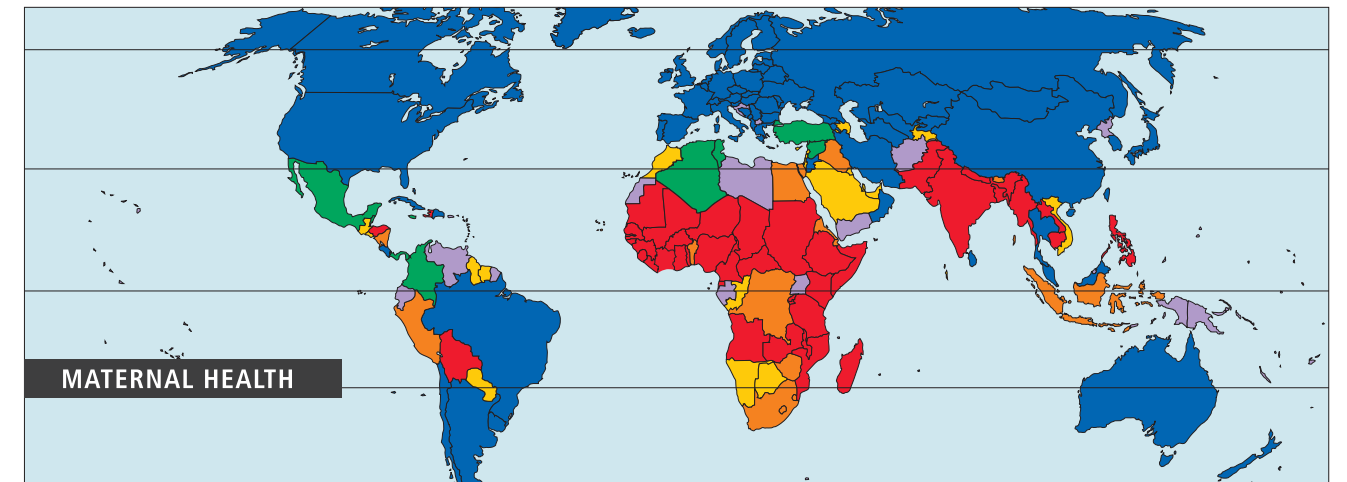
	1990	2000	2010
Critical	42	35	22
Very Low	18	17	22
Low	34	19	19
Medium	29	43	40
Acceptable	33	50	58
Total	156	164	161

Percentage of countries in BCI levels



► BCI 2010 BY COMPONENTS

References Acceptable Medium Low Very Low Critical No data



MADE POSSIBLE THANKS TO THE FUNDING AND SUPPORT OF THE EUROPEAN UNION AND OXFAM NOVIB.



Oxfam Novib

THE INTERNATIONAL SECRETARIAT OF SOCIAL WATCH ALSO RECEIVES FUNDING AND SUPPORT FROM THE FORD FOUNDATION AND THE COALITION OF THE FLEMISH NORTH SOUTH MOVEMENT - 11.11.11.

THE CONTENTS OF THIS PUBLICATION ARE THE SOLE RESPONSIBILITY OF SOCIAL WATCH AND CAN IN NO WAY BE TAKEN TO REFLECT THE VIEWS OF THE EUROPEAN UNION, OXFAM NOVIB, THE FORD FOUNDATION OR THE COALITION OF THE FLEMISH NORTH SOUTH MOVEMENT 11.11.11.

© ITEM 2010, SOCIAL WATCH, WWW.SOCIALWATCH.ORG | PHONE: +598 2902 0490. FAX: +598 2902 0490 EXT 113