





UPDATED OFFICIAL LIST OF MDG INDICATORS




after the 2007 revision¹

All indicators should be disaggregated by sex and urban/rural as far as possible.


Millennium Development Goals (MDGs)	
Goals and Targets (from the Millennium Declaration)	Indicators for monitoring progress
 Goal 1: Eradicate extreme poverty and hunger	
Target 1.A: Halve, between 1990 and 2015, the proportion of people whose income is less than one dollar a day	1.1 Proportion of population below \$1 (PPP) per day ¹ 1.2 Poverty gap ratio 1.3 Share of poorest quintile in national consumption
Target 1.B: Achieve full and productive employment and decent work for all, including women and young people	1.4 Growth rate of GDP per person employed 1.5 Employment-to-population ratio 1.6 Proportion of employed people living below \$1 (PPP) per day 1.7 Proportion of own-account and contributing family workers in total employment
Target 1.C: Halve, between 1990 and 2015, the proportion of people who suffer from hunger	1.8 Prevalence of underweight children under-five years of age 1.9 Proportion of population below minimum level of dietary energy consumption
 Goal 2: Achieve universal primary education	
Target 2.A: Ensure that, by 2015, children everywhere, boys and girls alike, will be able to complete a full course of primary schooling	2.1 Net enrolment ratio in primary education 2.2 Proportion of pupils starting grade 1 who reach last grade of primary 2.3 Literacy rate of 15-24 year-olds, women and men
 Goal 3: Promote gender equality and empower women	
Target 3.A: Eliminate gender disparity in primary and secondary education, preferably by 2005, and in all levels of education no later than 2015	3.1 Ratios of girls to boys in primary, secondary and tertiary education 3.2 Share of women in wage employment in the non-agricultural sector 3.3 Proportion of seats held by women in national parliament
 Goal 4: Reduce child mortality	
Target 4.A: Reduce by two-thirds, between 1990 and 2015, the under-five mortality rate	4.1 Under-five mortality rate 4.2 Infant mortality rate 4.3 Proportion of 1 year-old children immunised against measles

¹ In 2007, the UN General Assembly adopted four new targets and ten indicators.

² For monitoring country poverty trends, indicators based on national poverty lines should be used, where available.

Goals and Targets (from the Millennium Declaration)	Indicators for monitoring progress
 Goal 5: Improve maternal health	
Target 5.A: Reduce by three quarters, between 1990 and 2015, the maternal mortality ratio	5.1 Maternal mortality ratio 5.2 Proportion of births attended by skilled health personnel
Target 5.B: Achieve, by 2015, universal access to reproductive health	5.3 Contraceptive prevalence rate 5.4 Adolescent birth rate 5.5 Antenatal care coverage (at least one visit and at least four visits) 5.6 Unmet need for family planning
 Goal 6: Combat HIV/AIDS, malaria and other diseases	
Target 6.A: Have halted by 2015 and begun to reverse the spread of HIV/AIDS	6.1 HIV prevalence among population aged 15-24 years 6.2 Condom use at last high-risk sex 6.3 Proportion of population aged 15-24 years with comprehensive correct knowledge of HIV/AIDS 6.4 Ratio of school attendance of orphans to school attendance of non-orphans aged 10-14 years
Target 6.B: Achieve, by 2010, universal access to treatment for HIV/AIDS for all those who need it	6.5 Proportion of population with advanced HIV infection with access to antiretroviral drugs
Target 6.C: Have halted by 2015 and begun to reverse the incidence of malaria and other major diseases	6.6 Incidence and death rates associated with malaria 6.7 Proportion of children under 5 sleeping under insecticide-treated bednets and Proportion of children under 5 with fever who are treated with appropriate anti-malarial drugs 6.8 Incidence, prevalence and death rates associated with tuberculosis 6.9 Proportion of tuberculosis cases detected and cured under directly observed treatment short course
 Goal 7: Ensure environmental sustainability	
Target 7.A: Integrate the principles of sustainable development into country policies and programmes and reverse the loss of environmental resources	7.1 Proportion of land area covered by forest 7.2 CO ₂ emissions, total, per capita and per \$1 GDP (PPP), and consumption of ozone-depleting substances 7.3 Proportion of fish stocks within safe biological limits 7.4 Proportion of total water resources used
Target 7.B: Reduce biodiversity loss, achieving, by 2010, a significant reduction in the rate of loss	7.5 Proportion of terrestrial and marine areas protected 7.6 Proportion of species threatened with extinction
Target 7.C: Halve, by 2015, the proportion of people without sustainable access to safe drinking water and basic sanitation	7.7 Proportion of population using an improved drinking water source 7.8 Proportion of population using an improved sanitation facility
Target 7.D: By 2020, to have achieved a significant improvement in the lives of at least 100 million slum dwellers	7.9 Proportion of urban population living in slums ³

³ The actual proportion of people living in slums is measured by a proxy, represented by the urban population living in households with at least one of the four characteristics: (a) lack of access to improved water supply; (b) lack of access to improved sanitation; (c) overcrowding (3 or more persons per room); and (d) dwellings made of non-durable material.

Goals and Targets (from the Millennium Declaration)	Indicators for monitoring progress
 Goal 8: Develop a global partnership for development	
<p>Target 8.A: Develop further an open, rule-based, predictable, non-discriminatory trading and financial system</p> <p>Includes a commitment to good governance, development and poverty reduction – both nationally and internationally</p> <p>Target 8.B: Address the special needs of the least developed countries</p> <p>Includes: tariff and quota free access for the least developed countries' exports; enhanced programme of debt relief for heavily indebted poor countries (HIPC) and cancellation of official bilateral debt; and more generous ODA for countries committed to poverty reduction</p> <p>Target 8.C: Address the special needs of landlocked developing countries and small island developing States (through the Programme of Action for the Sustainable Development of Small Island Developing States and the outcome of the twenty-second special session of the General Assembly)</p> <p>Target 8.D: Deal comprehensively with the debt problems of developing countries through national and international measures in order to make debt sustainable in the long term</p>	<p><i>Some of the indicators listed below are monitored separately for the least developed countries (LDCs), Africa, landlocked developing countries and small island developing States.</i></p> <p><u>Official development assistance (ODA)</u></p> <p>8.1 Net ODA, total and to the least developed countries, as percentage of OECD/DAC donors' gross national income</p> <p>8.2 Proportion of total bilateral, sector-allocable ODA of OECD/DAC donors to basic social services (basic education, primary health care, nutrition, safe water and sanitation)</p> <p>8.3 Proportion of bilateral official development assistance of OECD/DAC donors that is untied</p> <p>8.4 ODA received in landlocked developing countries as a proportion of their gross national incomes</p> <p>8.5 ODA received in small island developing States as a proportion of their gross national incomes</p> <p><u>Market access</u></p> <p>8.6 Proportion of total developed country imports (by value and excluding arms) from developing countries and least developed countries, admitted free of duty</p> <p>8.7 Average tariffs imposed by developed countries on agricultural products and textiles and clothing from developing countries</p> <p>8.8 Agricultural support estimate for OECD countries as a percentage of their gross domestic product</p> <p>8.9 Proportion of ODA provided to help build trade capacity</p> <p><u>Debt sustainability</u></p> <p>8.10 Total number of countries that have reached their HIPC decision points and number that have reached their HIPC completion points (cumulative)</p> <p>8.11 Debt relief committed under HIPC and MDRI Initiatives</p> <p>8.12 Debt service as a percentage of exports of goods and services</p>
<p>Target 8.E: In cooperation with pharmaceutical companies, provide access to affordable essential drugs in developing countries</p>	<p>8.13 Proportion of population with access to affordable essential drugs on a sustainable basis</p>
<p>Target 8.F: In cooperation with the private sector, make available the benefits of new technologies, especially information and communications</p>	<p>8.14 Telephone lines per 100 population</p> <p>8.15 Cellular subscribers per 100 population</p> <p>8.16 Internet users per 100 population</p>

The Millennium Development Goals and targets come from the Millennium Declaration, signed by 189 countries, including 147 heads of State and Government, in September 2000 and from further agreement by member states at the 2005 World Summit (Resolution adopted by the General Assembly). The goals and targets are interrelated and should be seen as a whole. They represent a partnership between the developed countries and the developing countries “to create an environment - at the national and global levels alike – which is conducive to development and the elimination of poverty”.