

HEALTH: The governments of the world agreed on...

"(We) recognize the right of everyone to the enjoyment of the highest attainable standard of physical and mental health... The provision for the reduction of the stillbirth-rate and of infant mortality and for the healthy development of the child... The prevention, treatment and control of epidemic, endemic, occupational and other diseases..."

International Covenant on Economic, Social and Cultural Rights,
Article 12. 1966.

"...take specific measures for closing the gender gaps in morbidity and mortality where girls are disadvantaged, while achieving internationally approved goals for the reduction of infant and child mortality."






World Conference on Women - Beijing Platform for Action,
Paragraph 106. 1995.

| | MALARIA (cases per 100,000 people) | | | TUBERCULOSIS (cases per 100,000 people) | | | AIDS (15-49 years old) | INFANT MORTALITY (per 1,000 live births) | | | UNDER-5 MORTALITY (per 1,000 live births) | | |
|--|---------------------------------------|------|---------------------------|--|-----------------|---------------------------|---------------------------|---|------|---------------------------|--|------|---------------------------|
| | 1997 | 2001 | Progress or regression | 1994 | 2001 | Progress or regression | 2001 (%) | 1990 | 2001 | Progress or regression | 1990 | 2002 | Progress or regression |
| Countries in better situation * | | | | | | | | | | | | | |
| Albania | | | | 22 | 18 | → | | 37 | 23 | → | 45 | 30 | → |
| Algeria | 1 | 1 | | 49 | 59 | ← | 0.1 | 42 | 39 | → | 69 | 49 | → |
| Andorra | | | | 37 | 11 | → | | | 6 | | | 7 | |
| Antigua and Barbuda | | | | 5 ^D | 2 | → | | | 12 | | | 14 | |
| Argentina | 2 | 1 | | 40 | 31 | → | 0.7 | 25 | 16 | → | 28 | 19 | → |
| Armenia | 24 | 2 | | 20 | 37 | ← | 0.2 | 50 | 31 | → | 60 | 35 | → |
| Australia | | | | 6 | 5 | | 0.1 | 8 | 6 | | 10 | 6 | → |
| Austria | | | | 16 | 13 | → | 0.2 | 8 | 5 | → | 9 | 5 | → |
| Bahamas | | | | 28 | 27 ^H | | 3.5 | 24 | 13 | → | 29 | 16 | → |
| Bahrain | | | | 8 ^C | 18 | ← | 0.3 | 15 | 13 | | 19 | 16 | → |
| Barbados | | | | 1 ^C | 2 | | 1.2 | 14 | 12 | | 16 | 14 | |
| Belarus | | | | 42 | 54 | ← | 0.3 | 18 | 17 | | 21 | 20 | |
| Belgium | | | | 15 | 13 | → | 0.2 | 8 | 5 | → | 9 | 6 | → |
| Bosnia and Herzegovina | | | | 45 | 61 | ← | <0.1 | 18 | 15 | → | 22 | 18 | → |
| Brazil | 240 | 225 | | 48 | 43 | → | 0.7 | 50 | 31 | → | 60 | 36 | → |
| Brunei Darussalam | | | | 52 ^E | 65 | ← | | 10 | 6 | → | 11 | 6 | → |
| Bulgaria | | | | 63 | 49 | → | <0.1 | 15 | 14 | | 16 | 16 | |
| Canada | | | | 7 | 6 | → | 0.3 | 7 | 5 | | 9 | 7 | |
| Chile | | | | 30 | 20 | → | 0.3 | 16 | 10 | → | 19 | 12 | → |
| Colombia | 452 | 482 | | 24 | 27 | ← | 0.4 | 29 | 19 | → | 36 | 23 | → |
| Cook Islands | | | | 21 | 10 | → | | | | | 32 | 23 | → |
| Costa Rica | 126 | 33 | → | 9 | 15 | ← | 0.6 | 15 | 9 | → | 17 | 11 | → |
| Croatia | | | | 48 | 30 | → | <0.1 | 11 | 7 | → | 13 | 8 | → |
| Cuba | | | | 15 | 8 | → | <0.1 | 11 | 7 | → | 13 | 9 | → |
| Cyprus | | | | 5 | 4 ^H | | 0.3 | 11 | 5 | → | 12 | 6 | → |
| Czech Republic | | | | 19 | 13 | → | <0.1 | 11 | 4 | → | 11 | 5 | → |
| Denmark | | | | 10 | 9 | | 0.2 | 8 | 4 | → | 9 | 4 | → |
| Dominica | | | | 17 | 7 ^F | → | | 19 | 14 | → | 23 | 15 | → |
| Egypt | | | | 6 | 15 | ← | <0.1 | 76 | 35 | → | 104 | 41 | → |
| Estonia | | | | 43 | 49 | ← | 1.0 | 12 | 11 | | 17 | 12 | → |
| Fiji | | | | 37 | 22 | → | 0.1 | 25 | 18 | → | 31 | 21 | → |
| Finland | | | | 11 | 9 | → | <0.1 | 6 | 4 | | 7 | 5 | |
| France | | | | 16 | 10 | → | 0.3 | 7 | 4 | → | 9 | 6 | → |
| Germany | | | | 16 | 9 | → | 0.1 | 7 | 4 | → | 9 | 5 | → |
| Greece | | | | 7 ^E | 5 | → | 0.2 | 10 | 5 | → | 11 | 5 | → |
| Grenada | | | | 3 | 5 ^G | ← | | 30 | 20 | → | 37 | 25 | → |
| Honduras | 1101 | 365 | → | 79 | 68 | → | 1.6 | 47 | 31 | → | 59 | 42 | → |
| Hungary | | | | 41 | 30 | → | 0.1 | 15 | 8 | → | 16 | 9 | → |
| Iceland | | | | 7 | 4 | → | 0.2 | 6 | 3 | → | 5 | 4 | |
| Iran, Islamic Rep. | 60 | 32 | | 21 | 17 | → | <0.1 | 54 | 35 | → | 72 | 42 | → |
| Ireland | | | | 15 | 10 | → | 0.1 | 8 | 6 | | 9 | 6 | → |
| Israel | | | | 8 | 9 | | 0.1 | 10 | 6 | → | 12 | 6 | → |
| Italy | | | | 10 | 8 | → | 0.4 | 8 | 4 | → | 10 | 6 | → |
| Jamaica | | | | 4 | 5 | | 1.2 | 17 | 17 | | 20 | 20 | |
| Japan | | | | 36 | 28 | → | <0.1 | 5 | 3 | | 6 | 5 | |
| Jordan | | | | 11 | 7 | → | <0.1 | 35 | 27 | → | 43 | 33 | → |
| Korea, Rep. | 4 | 5 | | 86 | 79 | → | <0.1 | 8 | 5 | → | 9 | 5 | → |
| Kuwait | | | | 14 | 32 ^F | ← | | 14 | 9 | → | 16 | 10 | → |
| Lebanon | | | | 31 | 15 | → | | 32 | 28 | → | 37 | 32 | → |

→ Significant progress
 → Slight progress
 || Stagnant
 ← Slight regression
 ← Significant regression

Note: A: 1989 data; B: 1994 data; C: 1995 data; D: 1996 data; E: 1997 data; F: 1998 data; G: 1999 data; H: 2000 data; I: 1992 data; * children immunisation status is included among the indicators used to build the ranking.

| | MALARIA (cases per 100,000 people) | | | TUBERCULOSIS (cases per 100,000 people) | | | AIDS (15-49 years old) | INFANT MORTALITY (per 1,000 live births) | | | UNDER-5 MORTALITY (per 1,000 live births) | | |
|----------------------------------|---------------------------------------|-------------------|---------------------------|--|-----------------|---------------------------|---------------------------|---|------|---------------------------|--|------|---------------------------|
| | 1997 | 2001 | Progress or regression | 1994 | 2001 | Progress or regression | 2001 (%) | 1990 | 2001 | Progress or regression | 1990 | 2002 | Progress or regression |
| Libya | | | | 30 ^c | 25 ^h | → | 0.2 | 34 | 16 | → | 42 | 19 | → |
| Lithuania | | | | 57 | 70 | ← | 0.1 | 10 | 8 | → | 13 | 9 | → |
| Luxembourg | | | | 8 | 7 | | 0.2 | 7 | 5 | → | 9 | 5 | → |
| Macedonia, FYR | | | | 37 | 32 | → | <0.1 | 32 | 22 | → | 41 | 26 | → |
| Malaysia | 127 | 56 | → | 60 | 66 | ← | 0.4 | 16 | 8 | → | 21 | 8 | → |
| Malta | | | | 7 | 4 | → | 0.1 | 9 | 5 | → | 14 | 5 | → |
| Mauritius | 6 | 1 ^g | | 14 | 11 | → | 0.1 | 21 | 17 | → | 25 | 19 | → |
| Mexico | 5 | 5 | | 18 | 19 | | 0.3 | 37 | 24 | → | 46 | 29 | → |
| Monaco | | | | 3 | 9 ^a | ← | | | 4 | | | 5 | |
| Morocco | 1 | <1 | | 114 | 93 | → | 0.1 | 66 | 39 | → | 85 | 43 | → |
| Netherlands | | | | 12 | 9 | → | 0.2 | 7 | 5 | | 8 | 5 | → |
| New Zealand | | | | 10 | 10 | | 0.1 | 8 | 6 | → | 11 | 6 | → |
| Nicaragua | 915 | 201 | → | 64 | 47 | → | 0.2 | 52 | 36 | → | 68 | 41 | → |
| Norway | | | | 6 | 6 | | 0.1 | 7 | 4 | → | 9 | 4 | → |
| Oman | 45 | 24 | | 15 | 11 | → | 0.1 | 25 | 12 | → | 30 | 13 | → |
| Poland | | | | 43 | 26 | → | 0.1 | 19 | 8 | → | 19 | 9 | → |
| Portugal | | | | 57 | 41 | → | 0.5 | 11 | 5 | → | 15 | 6 | → |
| Qatar | | | | 59 ^c | 49 | → | | 19 | 11 | → | 25 | 16 | → |
| Samoa | | | | 28 | 14 | → | | 33 | 20 | → | 42 | 25 | → |
| San Marino | | | | 8 | 4 ^h | → | | | 4 | | 10 | 6 | → |
| Saudi Arabia | 106 | 15 | → | 15 | 16 | | | 34 | 23 | → | 44 | 28 | → |
| Serbia and Montenegro | | | | 34 | 43 | ← | 0.2 | | | | 30 | 19 | → |
| Seychelles | | | | 11 ^c | 23 | ← | | 17 | 13 | → | 21 | 16 | → |
| Singapore | | | | 50 | 37 | → | 0.2 | 7 | 3 | → | 8 | 4 | → |
| Slovakia | | | | 33 | 18 | → | <0.01 | 12 | 8 | → | 15 | 9 | → |
| Slovenia | | | | 27 | 18 | → | <0.1 | 8 | 4 | → | 9 | 5 | → |
| Spain | | | | 22 ^c | 17 | → | 0.5 | 8 | 4 | → | 9 | 6 | → |
| Sri Lanka | 1196 | 348 | → | 34 | 39 | ← | <0.1 | 19 | 17 | | 23 | 19 | → |
| St. Kitts and Nevis | | | | 5 | 5 | | | 30 | 20 | → | 36 | 24 | → |
| St. Lucia | | | | 17 | 10 | → | | 19 | 17 | | 24 | 19 | → |
| St. Vincent and the Grenadines | | | | 12 ^c | 9 | → | | 21 | 22 | | 26 | 25 | |
| Sweden | | | | 6 | 5 | → | 0.1 | 6 | 3 | → | 6 | 3 | → |
| Switzerland | | | | 13 | 8 | → | 0.5 | 7 | 5 | | 8 | 6 | |
| Syrian Arab Republic | 1 | <1 | | 37 | 30 | → | | 37 | 23 | → | 44 | 28 | → |
| Tonga | | | | 24 | 11 | → | | 25 | 17 | → | 27 | 20 | → |
| Trinidad and Tobago | | | | 10 | 16 | ← | 2.5 | 21 | 17 | → | 24 | 20 | → |
| Tunisia | | | | 27 | 20 | → | | 37 | 21 | → | 52 | 26 | → |
| Turkey | 56 | 16 | | 37 ^c | 26 | → | <0.1 | 61 | 36 | → | 78 | 42 | → |
| United Arab Emirates | 4 | | | 19 | 3 | → | | 12 | 8 | → | 14 | 9 | → |
| United Kingdom | | | | 11 | 10 | | 0.1 | 8 | 6 | | 10 | 7 | → |
| United States of America | | | | 9 | 6 | → | 0.6 | 9 | 7 | → | 10 | 8 | |
| Uruguay | | | | 21 | 21 | | 0.3 | 20 | 14 | → | 24 | 15 | → |
| Venezuela | 98 | 81 | | 23 | 25 | ← | 0.5 | 23 | 19 | → | 27 | 22 | → |
| West Bank and Gaza | | | | 3 ^c | 1 ^f | → | | 42 ⁱ | 21 | → | 40 | 25 | → |
| Countries above average * | | | | | | | | | | | | | |
| Azerbaijan | 130 | 13 | → | 37 | 61 | ← | <0.1 | 84 | 77 | → | 105 | 105 | |
| Bangladesh | 56 | 40 | | 40 | 54 | ← | <0.1 | 96 | 51 | → | 144 | 77 | → |
| Belize | 1790 | 475 | → | 30 | 59 | ← | 2.0 | 39 | 34 | → | 49 | 40 | → |
| Bhutan | 464 | 279 | → | 64 | 47 | → | <0.1 | 75 ⁱ | 74 | | 166 | 94 | → |
| Bolivia | 662 | 185 | → | 130 | 124 | → | 0.1 | 87 | 60 | → | 120 | 71 | → |
| Cape Verde | 5 | 33 ^h | | 80 ^c | 67 | → | | 45 | 29 | → | 60 | 38 | → |
| China | 2 | 2 | | 30 | 38 | ← | 0.1 | 38 | 31 | → | 49 | 39 | → |
| Comoros | 2422 | 1930 ^h | → | 19 | 17 ^h | → | | 88 | 59 | → | 120 | 79 | → |
| Dominican Republic | 10 | 12 | | 57 | 56 | | 2.5 | 53 | 41 | → | 65 | 38 | → |
| Ecuador | 137 | 846 | ← | 86 | 47 | → | 0.3 | 43 | 24 | → | 57 | 29 | → |
| El Salvador | | | | 70 | 23 | → | 0.6 | 46 | 33 | → | 60 | 39 | → |
| Georgia | | | | 30 ^c | 77 | ← | <0.1 | 24 | 24 | | 29 | 29 | |
| Guatemala | 305 | 307 | | 26 | 21 | → | 1.0 | 60 | 43 | → | 82 | 49 | → |
| Guyana | 3806 | 3554 | → | 36 | 55 | ← | 2.7 | 65 | 54 | → | 90 | 72 | → |
| Indonesia | 79 | 93 | | 26 | 43 | ← | 0.1 | 60 | 33 | → | 91 | 45 | → |
| Iraq | 66 | 5 | → | 101 | 44 | → | <0.1 | 40 | 107 | ← | 50 | 125 | ← |
| Kazakhstan | | | | 63 | 163 | ← | 0.1 | 42 | 81 | ← | 67 | 76 | ← |

 Significant progress
 Slight progress
 Stagnant
 Slight regression
 Significant regression

Note: A: 1989 data; B: 1994 data; C: 1995 data; D: 1996 data; E: 1997 data; F: 1998 data; G: 1999 data; H: 2000 data; I: 1992 data; * children immunisation status is included among the indicators used to build the ranking.

| | MALARIA (cases per 100,000 people) | | | TUBERCULOSIS (cases per 100,000 people) | | | AIDS (15-49 years old) | INFANT MORTALITY (per 1,000 live births) | | | UNDER-5 MORTALITY (per 1,000 live births) | | |
|---------------------------------------|---------------------------------------|--------------------|---------------------------|--|------------------|---------------------------|---------------------------|---|------|---------------------------|--|------|---------------------------|
| | 1997 | 2001 | Progress or regression | 1994 | 2001 | Progress or regression | 2001 (%) | 1990 | 2001 | Progress or regression | 1990 | 2002 | Progress or regression |
| Korea, Dem. Rep. | | 516 | | 51 ^E | 134 | ← | | 26 | 42 | ← | 55 | 55 | |
| Kyrgyzstan | | 1 | | 60 | 133 | ← | <0.1 | 68 | 52 | → | 83 | 61 | → |
| Lao PDR | 1076 | 498 | → | 25 | 44 | ← | <0.1 | 120 | 87 | → | 163 | 100 | → |
| Latvia | | | | 44 | 83 | ← | 0.4 | 13.7 | 17 | ← | 20 | 21 | |
| Maldives | 4 | | | 103 | 46 | → | 0.1 | 80 | 58 | → | 115 | 77 | → |
| Moldova | | | | 60 | 84 | ← | 0.2 | 30 | 27 | → | 37 | 32 | → |
| Mongolia | | | | 73 | 138 | ← | <0.1 | 77 | 61 | → | 104 | 71 | → |
| Nauru | | | | 38 | 24 | → | | | | | | 30 | |
| Nepal | 29 | 29 | | 78 | 125 | ← | 0.5 | 100 | 66 | → | 145 | 91 | → |
| Pakistan | 54 | 55 | | 11 ^C | 24 | ← | 0.1 | 96 | 84 | → | 130 | 107 | → |
| Palau | | | | 245 | 171 ^G | → | | | 24 | | 34 | 29 | → |
| Panama | 19 | 32 | | 32 | 59 | ← | 1.5 | 27 | 19 | → | 34 | 25 | → |
| Paraguay | 11 | 48 | | 39 | 37 | → | | 30 | 26 | → | 37 | 30 | → |
| Peru | 754 | 305 | → | 210 | 143 | → | 0.4 | 58 | 30 | → | 80 | 39 | → |
| Philippines | 59 | 45 | | 269 | 139 | → | <0.1 | 45 | 29 | → | 66 | 38 | → |
| Romania | | | | 94 | 128 | ← | <0.1 | 26.9 | 19 | → | 32 | 21 | → |
| Russian Federation | | | | 48 | 92 | ← | 0.9 | 17.4 | 18 | | 21 | 21 | |
| Solomon Islands | 16854 | 16512 | → | 91 | 63 | → | | 29 | 20 | → | 36 | 24 | → |
| Suriname | 2748 | 4075 | ← | 13 | 19 | ← | 1.2 | 35 | 26 | → | 48 | 40 | → |
| Tajikistan | 507 | 186 | → | 16 | 57 | ← | <0.1 | 98 | 91 | → | 78 | 72 | → |
| Thailand | 163 | 100 | → | 83 | 78 | → | 1.8 | 34 | 24 | → | 40 | 28 | → |
| Turkmenistan | | <1 | | 46 ^C | 82 | ← | <0.1 | 80 | 69 | → | 97 | 98 | |
| Tuvalu | | | | 203 | 182 ^F | → | | | | | 56 | 52 | → |
| Ukraine | | | | 40 | 75 | ← | 1.0 | 18 | 17 | | 22 | 20 | |
| Uzbekistan | | <1 | | 67 | 69 | ← | <0.1 | 53 | 52 | | 62 | 68 | ← |
| Viet Nam | 86 | 86 | | 72 | 115 | ← | 0.3 | 36 | 30 | → | 51 | 39 | → |
| Countries below average * | | | | | | | | | | | | | |
| Botswana | | 2836 | | 342 | 619 | ← | 38.8 | 45 | 80 | ← | 58 | 110 | ← |
| Burkina Faso | | 619 ^H | | 9 | 20 | ← | 6.5 | 118 | 104 | | 210 | 207 | → |
| Cambodia | 1096 | 399 | → | 137 | 143 | ← | 2.7 | 80 | 97 | ← | 115 | 138 | ← |
| Eritrea | | 5648 | | 491 | 72 | → | 2.8 | 92 | 72 | → | 147 | 89 | → |
| Gabon | 3152 | 2148 ^F | → | 99 | 133 ^G | ← | | 60 | 60 | | 92 | 91 | |
| Gambia | 27369 | 10096 ^G | → | 92 ^C | 120 ^G | ← | 1.6 | 103 | 91 | → | 154 | 126 | → |
| Ghana | 11941 | 17143 | ← | 101 | 60 | → | 3.0 | 74 | 57 | → | 126 | 100 | → |
| Haiti | | 119 | | 83 ^C | 124 | ← | 6.1 | 102 | 79 | → | 150 | 123 | → |
| India | 275 | 192 | → | 122 | 106 | → | 0.8 | 80 | 67 | → | 123 | 93 | → |
| Kenya | | 545 ^H | | 86 | 233 | ← | 15.0 | 63 | 78 | ← | 97 | 122 | ← |
| Kiribati | | | | 332 | 225 | → | | 65 | 51 | → | 88 | 69 | → |
| Madagascar | | 2219 ^A | | 80 | 100 | ← | 0.3 | 103 | 84 | → | 168 | 136 | → |
| Mali | 3688 | 741 | → | 32 | 37 ^H | ← | 1.7 | 152 | 141 | | 250 | 222 | → |
| Marshall Islands | | | | 122 ^D | 108 | → | | 63 | 54 | → | 92 | 66 | → |
| Micronesia, Fed. Sts. | | | | 165 | 76 | → | | 26 | 20 | → | 31 | 24 | → |
| Myanmar | 256 | 252 | | 36 | 89 | ← | | 91 | 77 | → | 130 | 109 | → |
| Nigeria | 593 | 30 ^H | → | 9 | 39 | ← | 5.8 | 114 | 110 | | 190 | 183 | → |
| Papua New Guinea | 847 | 1793 | ← | 128 | 323 | ← | 0.7 | 79 | 70 | → | 101 | 94 | → |
| Rwanda | 20310 | 6510 ^H | → | 61 ^C | 69 | ← | 8.9 | 107 | 96 | → | 178 | 183 | ← |
| São Tomé and Príncipe | | 31387 ^H | | 33 | 69 | ← | | 69 | 57 | → | 118 | 118 | |
| Senegal | | 11925 ^H | | 85 | 89 | ← | 0.5 | 90 | 79 | → | 148 | 138 | → |
| Somalia | | 118 ^H | | 28 | 75 | ← | 1.0 | 133 | 133 | | 225 | 225 | |
| South Africa | 75 | 61 | | 230 | 339 | ← | 20.1 | 45 | 56 | ← | 60 | 65 | ← |
| Sudan | 5283 | 12530 | ← | 85 | 75 | → | 2.6 | 75 | 65 | → | 120 | 94 | → |
| Tanzania | 3602 | 1207 ^G | → | 116 | 171 | ← | 7.8 | 102 | 104 | | 163 | 165 | |
| Uganda | | 46 ^H | | 138 | 153 | ← | 5.0 | 100 | 79 | → | 160 | 141 | → |
| Vanuatu | 3442 | 3787 | ← | 91 | 86 | → | | 52 | 34 | → | 70 | 42 | → |
| Yemen | 8560 | 7600 ^H | → | 97 ^C | 68 | → | 0.1 | 98 | 79 | → | 142 | 107 | → |
| Countries in worse situation * | | | | | | | | | | | | | |
| Afghanistan | | 1621 | | 6 ^E | 44 | ← | | 167 | 165 | | 260 | 257 | → |
| Angola | | 6594 | | 65 | 122 ^H | ← | 5.5 | 166 | 154 | | 260 | 260 | |
| Benin | 11918 | 11545 ^F | → | 40 | 43 ^H | ← | 3.6 | 111 | 94 | → | 185 | 156 | → |
| Burundi | | 43505 | | 64 | 100 | ← | 8.3 | 114 | 114 | | 190 | 190 | |

Significant progress
Slight progress
Stagnant
Slight regression
Significant regression

Note: A: 1989 data; B: 1994 data; C: 1995 data; D: 1996 data; E: 1997 data; F: 1998 data; G: 1999 data; H: 2000 data; I: 1992 data; * children immunisation status is included among the indicators used to build the ranking.

| | MALARIA (cases per 100,000 people) | | | TUBERCULOSIS (cases per 100,000 people) | | | AIDS (15-49 years old) | INFANT MORTALITY (per 1,000 live births) | | | UNDER-5 MORTALITY (per 1,000 live births) | | |
|--|---------------------------------------|--------------------|---------------------------|--|------------------|---------------------------|---------------------------|---|----------------|---------------------------|--|------|---------------------------|
| | 1997 | 2001 | Progress or regression | 1994 | 2001 | Progress or regression | 2001 (%) | 1990 | 2001 | Progress or regression | 1990 | 2002 | Progress or regression |
| Cameroon | 4613 | 2900 ^F | → | 57 | 35 ^H | → | 11.8 | 85 | 96 | ← | 139 | 166 | ← |
| Central African Republic | | 2207 ^B | | 100 ^C | 67 | → | 12.9 | 115 | 115 | | 180 | 180 | |
| Chad | 4843 | 4683 ^H | → | 51 | 62 ^B | ← | 3.6 | 118 | 117 | | 203 | 200 | → |
| Congo, Dem. Rep. | | 1414 ^H | | 89 | 127 | ← | 4.9 | 128 | 129 | | 205 | 205 | |
| Congo, Rep. | 350 | 5880 ^H | ← | 119 | 313 | ← | 7.2 | 83 | 81 | | 110 | 108 | |
| Côte d'Ivoire | 6990 | 2449 | → | 100 | 101 | | 9.7 | 100 | 102 | | 155 | 176 | ← |
| Djibouti | 700 | 536 ^H | → | 618 | 652 | ← | | 119 | 100 | | 175 | 143 | → |
| Equatorial Guinea | | 2744 ^C | | 92 | 96 ^F | ← | 3.4 | 122 | 101 | | 206 | 152 | → |
| Ethiopia | | 621 | | 185 | 147 | → | 6.4 | 128 | 116 | | 204 | 171 | → |
| Guinea | 10951 | 75386 ^H | ← | 46 | 67 ^H | ← | | 145 | 109 | | 240 | 169 | → |
| Guinea-Bissau | | 2421 ^G | | 157 | 106 ^H | → | 2.8 | 153 | 130 | | 253 | 211 | → |
| Lesotho | | | | 237 | 479 ^H | ← | 31.0 | 102 | 91 | → | 120 | 87 | → |
| Liberia | | 26699 ^F | | 88 | 70 ^F | → | | 157 | 157 | | 235 | 235 | |
| Malawi | | 20080 | | 197 | 226 | ← | 15.0 | 146 | 114 | | 241 | 183 | → |
| Mauritania | | 9724 ^H | | 169 ^C | 115 ^H | → | | 120 | 120 | | 183 | 183 | |
| Mozambique | | 19842 | | 109 | 119 | ← | 13.0 | 143 | 125 | | 235 | 197 | → |
| Namibia | 26217 | 1502 ^H | → | 97 ^C | 628 | ← | 22.5 | 65 | 55 | → | 84 | 67 | → |
| Niger | 10026 | 1693 ^F | → | 43 | 40 ^H | → | | 191 | 156 | | 320 | 265 | → |
| Sierra Leone | | 8943 ^G | | 63 | 102 | ← | 7.0 | 185 | 182 | | 302 | 284 | → |
| Swaziland | | 469 | | 245 ^C | 653 | ← | 33.4 | 77 | 106 | ← | 110 | 149 | ← |
| Timor-Leste | | | | | | | | | 85 | | 160 | 126 | → |
| Togo | | 9273 | | 30 | 31 ^H | | 6.0 | 88 | 79 | → | 152 | 141 | → |
| Zambia | 37458 | 18877 | → | 392 | 434 | ← | 21.5 | 108 | 112 | | 189 | 192 | ← |
| Zimbabwe | | 5410 ^H | | 213 | 438 | ← | 33.7 | 53 | 76 | ← | 80 | 123 | ← |
| Countries with insufficient data to summarise the area | | | | | | | | | | | | | |
| Bermuda | | | | 7 ^C | 7 ^E | | | | | | | | |
| British Virgin Islands | | | | | 14 ^E | | | | | | | | |
| Cayman Islands | | | | 6 ^C | 3 | → | | | | | | | |
| Channel Islands | | | | | | | | 7 | 6 | | | | |
| French Polynesia | | | | 42 | 26 | → | | 18 | 10 | → | | | |
| Greenland | | | | 10 | 9 | | | | | | | | |
| Guam | | | | 66 | 40 | → | | 9 | 6 ^H | → | | | |
| Hong Kong (China) | | | | | | | | 6 | 3 | → | | | |
| Liechtenstein | | | | | | | | | 10 | | | 11 | |
| Macao (China) | | | | | | | | 10 | 4 | → | | | |
| Netherlands Antilles | | | | | 2 | | | | | | | | |
| New Caledonia | | | | 70 | 29 | → | | 13 | 7 | → | | | |
| Niue | | | | 92 | 49 ^G | → | | | | | | | |
| Northern Mariana Islands | | | | 83 | 76 | → | | | | | | | |
| Puerto Rico | | | | 8 | 3 | → | | 14 | 10 | → | | | |
| Turks and Caicos Islands | | | | 105 ^G | 17 | → | | | | | | | |
| Virgin Islands (US) | | | | 9 | 4 ^C | → | | 20 | 8 | → | | | |

HUMAN RIGHTS

The right to health and health services is enshrined in:

- UDHR - Art. 25
- CERD - Art. 5
- CESCR - Art. 12
- CEDAW - Art. 11 & 14
- CRC - Art. 24

- UDHR: Universal Declaration of Human Rights
- CERD: International Convention on the Elimination of All Forms of Racial Discrimination
- CESCR: International Covenant on Economic, Social and Cultural Rights
- CEDAW: Convention on the Elimination of All Forms of Discrimination against Women
- CRC: Convention on the Rights of the Child

INTERNATIONAL COMMITMENTS

Health is considered in:

- Millennium Development Goals - Goals 4 & 6
- World Summit for Social Development - Commitments 8 & 10
- Fourth World Conference on Women - Beijing Platform for Action - Critical Areas of Concern

Sources:

- Malaria:** Human Development Report 2000, UNDP for 1997 data and Communicable Disease Global Atlas Database, WHO (www.who.int/GlobalAtlas) for 2001 data.
- Tuberculosis:** Communicable Disease Global Atlas Database, WHO (www.who.int/GlobalAtlas).
- AIDS:** The State of the World's Children 2004, UNICEF (www.unicef.org/sowc04).
- Infant mortality:** World Development Indicators 2003, World Bank.
- Under-5 mortality:** The State of the World's Children 2004, UNICEF (www.unicef.org/sowc04).

- Significant progress
- Slight progress
- || Stagnant
- ← Slight regression
- ← Significant regression

Note: A: 1989 data; B: 1994 data; C: 1995 data; D: 1996 data; E: 1997 data; F: 1998 data; G: 1999 data; H: 2000 data; I: 1992 data; * children immunisation status is included among the indicators used to build the ranking.